

# BOLD

2020 PAOLA NAVONE

ENQUIRIES  
info@contextgallery.com  
Tel. 404. 477. 3301  
Tel. 800. 886.0867  
contextgallery.com



---

## DESIGN INSPIRATION

In an interesting and exciting deviation from her generally more 'loosely' upholstered furniture, world-renowned designer Paola Navone has gone bold with 'Bold'. The slight backward tilt in the armrest and the inward tapering back of this modular seating series are reminiscent of Art Deco club chairs. But this traditional vernacular is brought bang up-to-date by the gloriously soft and round outline, created by generous stuffing for optimum comfort.

LINTELOO





## BOLD

ENQUIRIES  
info@contextgallery.com  
Tel. 404. 477. 3301  
Tel. 800. 886.0867  
contextgallery.com



## PAOLA NAVONE

The best business relationships are built on a personal connection. This is no different in the world of design. And a chance meeting between renowned designer Paola Navone and Jan Lintelo led to a friendship based on the love of food, cooking and travelling. 'This is the way I always work: I get inspiration and ideas from knowing and befriending people. I have a special connection with Lintelo, a personal click with both Jan and his partner Lars. You could almost call it a love affair. All the furniture I make with LINTELOO starts with meetings with Jan and Lars.' Graduated from Turin Polytechnic in 1973, Paola has always had a disregard for convention, which she developed during her time with the 'antidesign' rebels led by Mendini and Sottsass. 'It was crazy, what we did. Working like mad to produce the utterly useless,' she says. About the 'useless', we are not so sure. Nothing Paola designs could every be labelled 'useless', as far as Lintelo is concerned.



## SPECIFICATIONS

**Body:** Webbed wooden frame with polyurethane foam, wrapped in hypoallergenic polyester fibre, 100% cotton lining.

**Coupling system:** The elements in any configuration are joined together by a steel coupling system.

**Legs:** Stained wood.

**Stitching/piping:** The Bold has a blanket stitch. Standard tone-on-tone. Contrasting stitching colour on request. A piping can be selected for velour and leather. Standard tone-on-tone. Velour piping on request.

**Seat cushions:** Polyurethane foam core in varying densities for optimum support and comfort, wrapped in a 100% cotton duvet filled with hypoallergenic polyester fibre.

**Back cushions:** Polyurethane foam core, wrapped in a 100% cotton duvet filled hypoallergenic polyester fibre.

**Upholstery:** Composition of fabrics depends on the customer's choice of upholstery. Leathers are either aniline or pigmented/sealed.

**Lumbar and deco cushions:** Goose down and feathers with polyester fibre, or hypoallergenic polyester fibre only, 100% cotton inner cover.

**Origin:** Hand made in Italy

## OPTIONS

**Upholstery:** Fabric: removable cushion covers, removable body cover, available in all fabrics from the LINTELOO collection.

Leather: removable cushion covers, fixed body cover, available in all leathers from the LINTELOO collection. Customers can opt to supply their own choice of upholstery fabric/leather. Please note: Leather upholstery requires more (visible) seams than fabric upholstery. For an impression of LINTELOO's fabrics and leathers, see 'Materials' at lintelo.com

**Special features:** Full set of fabric replacement covers available at 50% of the current retail price of the piece of furniture. Leather replacement covers on request.

## MAINTENANCE

All LINTELOO furniture has been made with love and care. Of course, we want you to enjoy it, for as long as possible. Proper maintenance will prolong its lifespan, which is why each piece of LINTELOO furniture comes with a maintenance instruction booklet, also available for download at lintelo.com Detailed information on care and cleaning, including the recommended products, can also be found at lintelo-care.nl

**Upholstery:** Maintenance of the upholstery obviously depends on your choice of fabric or leather. As a rule of thumb, fabric upholstery—especially when removable—is easier to clean in case of spots and spills than leather. On the other hand, leather will handle regular wear and tear better, in a sense that the odd sign of use only adds to its character.

**Cushions:** Again, the level of maintenance depends on your choice of filling. Down/feather-filled cushions require regular plumping up and airing. But you may prefer the firmer seating experience and hypoallergenic qualities that a 100% polyester filling provides.

**Legs:** The occasional wipe-down with a damp cloth is all it takes.



## WARRANTY

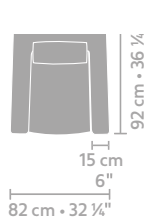
All LINTELOO sofas and chairs are backed by a 10-year warranty on the frame. Cushions, upholstery and all other LINTELOO products are backed by a 3-year warranty, with a depreciation of 1/3 each year. Please make sure you keep your invoice or receipt. Excluded from the warranty are:

- Regular wear and tear, damages and discolouration of upholstery (fabric and/or leather).
- Creasing, colour and structure variations and other irregularities, which are part of the natural characteristics of fabrics, leather and/or wood.
- Complaints regarding fabrics and/or leathers which are not part of the standard LINTELOO collection (specially supplied fabrics and/or leathers).
- Damages caused by improper use, inadequate or incorrect maintenance, or repairs carried out outside the scope of LINTELOO's responsibility. LINTELOO uses the Terms and Conditions of the Centrale Bond van Meubelfabrikanten, available at [www.linteloo.com](http://www.linteloo.com).

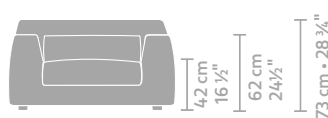
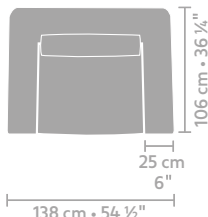
If you have any questions, please contact your LINTELOO dealer or LINTELOO's customer service department.



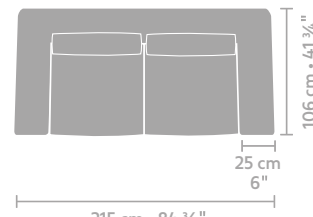
DIMENSIONS



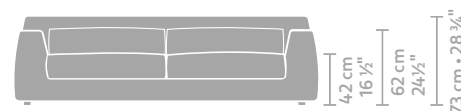
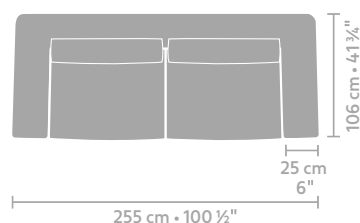
metrage **armchair**  
**4,95**



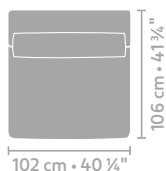
metrage **loveseat**  
**7,70**



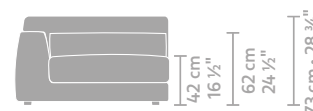
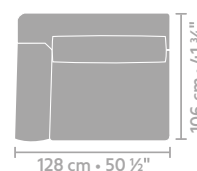
metrage **2 seater**  
**11,22**



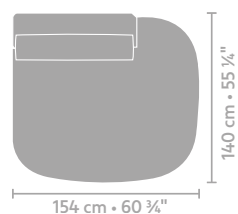
metrage **3 seater**  
**12,10**



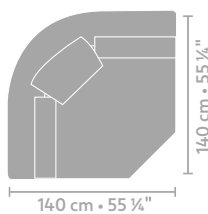
metrage **central element 102 x 106**  
**5,06**



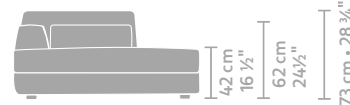
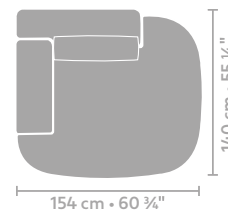
metrage **element with 1 arm L/R 128 x 106**  
**6,27**



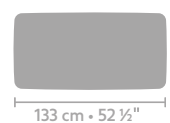
metrage **round terminal arm L/R 154 x 160**  
**7,70**



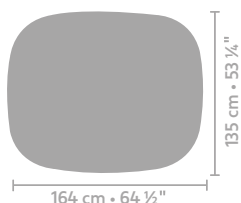
metrage **round corner 140 x 140**  
**8,80**



metrage **island arm L/R 154 x 140**  
**8,25**



metrage **rectangular ottoman 133 x 69**  
**3,41**



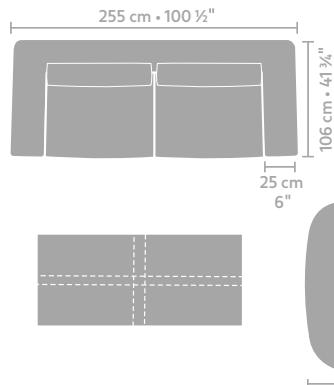
metrage **oval ottoman 164 x 135**  
**5,50**



metrage **back cushion 55 x 55**  
**0,66**

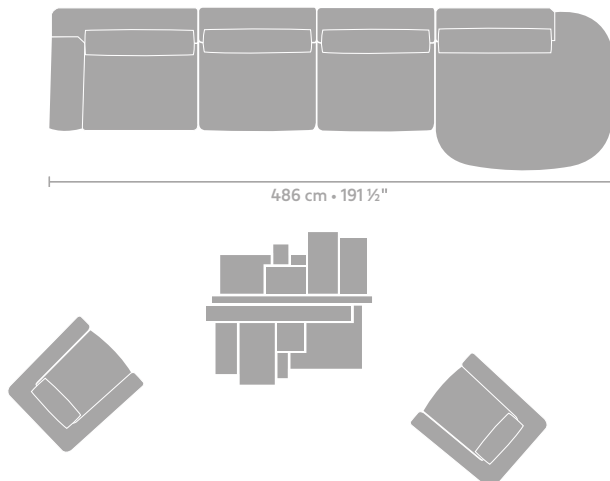


## CONFIGURATION 1



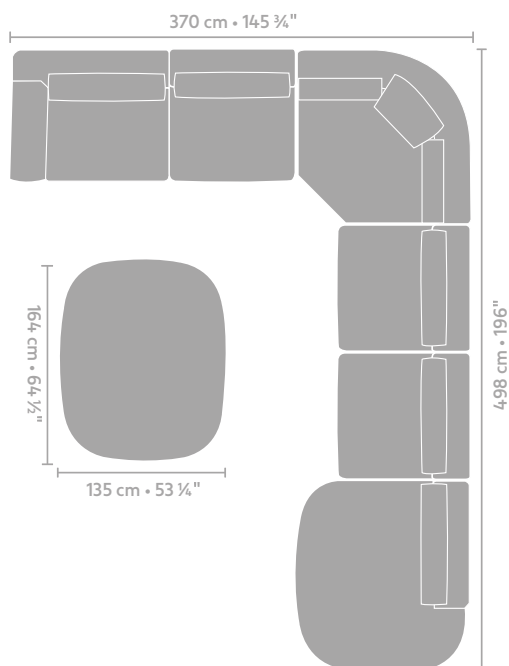
- 3 seater
- Island arm L
- Lowtide 180 x 80

## CONFIGURATION 2



- Element with 1 arm L
- 2x central element
- Round terminal R
- 2x armchair
- Manhattan coffeetable

## CONFIGURATION 3



- Element with 1 arm L
- 3x central element
- Round corner
- Round terminal R
- Oval ottoman 164 x 135

# CONTEXT

ENQUIRIES  
[info@contextgallery.com](mailto:info@contextgallery.com)

Tel. 404. 477. 3301  
 Tel. 800. 886.0867

[contextgallery.com](http://contextgallery.com)