


# Charles

DESIGNED BY ANTONIO CITTERIO

The Charles bed conserves the classic "inverted-L" shaped aluminium feet that are the distinguishing trait of the entire product family. The Charles uses a pressed and curved beechwood slatted base to provide independent support for continued comfort. King and Queen sizes available through quick ship program.



Edit 153



Bellano 371  
Limited Quantities

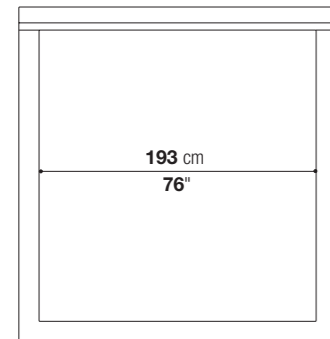
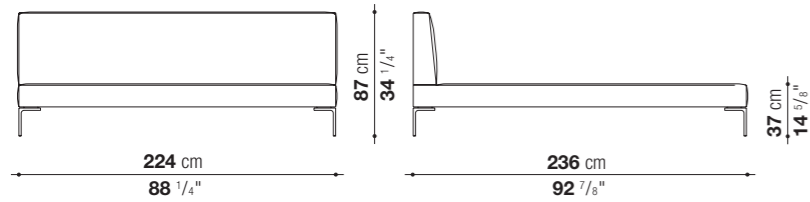


Edit 375  
Limited Quantities  
Only for LC193

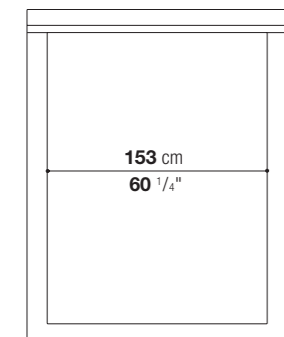
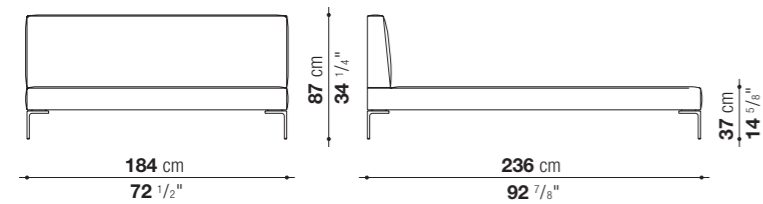


Feet  
0189A  
bright brushed

LC193



LC153



## CONTEXT

ENQUIRIES  
info@contextgallery.com

Tel. 404. 477. 3301  
Tel. 800. 886.0867

contextgallery.com



# Charles

DESIGNED BY ANTONIO CITTERIO

Cover  
Edit 153



Cover  
Bellano 371  
Limited Quantities



Cover  
Only for King Size Edit 375  
Limited Quantities



## CONTEXT

ENQUIRIES  
[info@contextgallery.com](mailto:info@contextgallery.com)

Tel. 404. 477. 3301  
Tel. 800. 886.0867

[contextgallery.com](http://contextgallery.com)  
[contextcontract.com](http://contextcontract.com)