

DESIRE

2012 JAN DES BOUVRIE

ENQUIRIES
info@contextgallery.com
Tel. 404.477.3301
Tel. 800.886.0867
contextgallery.com



DESIGN INSPIRATION

Human desires are as varied as humans themselves. And if ever there was a seating system that could meet any personal preference, it is Jan des Bouvrie's 'Desire'. Its elements, which include integrated ottoman and table options, are available in an impressive range of shapes and sizes. 'Desire' allows for a highly individual take on the design of a seating area.

LINTELOO



DESIRE

DESIGNED BY JAN DES BOUVRIE

Jan des Bouvrie (1942-2020) has often been credited with 'having painted the Netherlands white'. Born into a family of furniture retailers, Jan went to the Rietveld Academy for fine arts & design in Amsterdam and subsequently established a name for himself with his 1969 design of the 'Kubus' (Cube) sofa for furniture brand Gelderland, still in production today. When a client ordered one upholstered in white, it was like a light went on in Jan's mind. He became a strong advocate of white, clean lines and open spaces, at a time when the average Dutch interior was rather stuffy and traditional. Jan des Bouvrie quickly became a household name, because he turns his hand to everything, from furniture to industrial design, from ostensibly mundane objects to large-scale architectural projects. Many of his designs—and Jan himself—won numerous prestigious awards, and rightfully so. In 1993, he and his wife, Monique, set up 'Het Arsenaal', a leading interior and lifestyle store, which also housed Jan's studio. The two Jans—Te Lintelo and Des Bouvries—went back longer than both cared to remember and collaborated until Des Bouvrie's death, aged 78.



SPECIFICATIONS

Base: Metal frame, wrapped in polyurethane foam, with a layer of hypoallergenic polyester fibre, 100% cotton inner cover.

Legs: Steel.

Seating elements: Wooden frame. Seat: polyurethane foam core in varying densities for optimum support and comfort, wrapped in a 100% cotton duvet filled with hypoallergenic polyester fibre.

Back: polyurethane foam core in varying densities for optimum support and comfort, wrapped in a 100% cotton duvet filled with goose down and feathers.

Upholstery: Composition of fabrics depends on the customer's choice of upholstery. Leathers are either aniline or pigmented/ sealed.

Table element: Anthracite stained ash, protected by a matt varnish.

Origin: Hand made in Italy.

OPTIONS

Assembly: Each element – whether it is a seat, ottoman or table element – is a complete, single unit (without legs), that slots into place within the (padded/upholstered) open steel-legged base. It is these base elements that are coupled. This allows for an almost endless number of configurations.

Legs: Available in a silver or anthracite textured finish.

Upholstery: Fabric: removable, available in all fabrics from the LINTELOO collection. Leather: fixed, available in all leathers from the LINTELOO collection. Customers can opt to supply their own choice of upholstery fabric/leather. Please note: leather upholstery requires more (visible) seams than fabric upholstery. For an impression of LINTELOO's fabrics and leathers, see 'Materials' at linteloo.com

Special features: Standard stitching is ton-sur-ton, other colours upon request. Full set of fabric replacement covers available at 50% of the current retail price of the piece of furniture. Leather replacement covers on request.

MAINTENANCE

All LINTELOO furniture has been made with love and care. Of course, we want you to enjoy it, for as long as possible. Proper maintenance will prolong its lifespan, which is why each piece of LINTELOO furniture comes with a maintenance instruction booklet, also available for download at linteloo.com. Detailed information on care and cleaning, including the recommended products, can also be found at linteloo-care.nl

Upholstery: Maintenance of the upholstery obviously depends on your choice of fabric or leather. As a rule of thumb, fabric upholstery—especially when removable—is easier to clean in case of spots and spills than leather. On the other hand, leather will handle regular wear and tear better, in a sense that the odd sign of use only adds to its character.

Cushions: Again, the level of maintenance depends on your choice of filling. Down/feather-filled cushions require regular plumping up and airing. But you may prefer the firmer seating experience and hypoallergenic qualities that a 100% polyester filling provides.

Legs: The occasional wipe-down with a damp cloth is all it takes.

WARRANTY

All LINTELOO sofas and chairs are backed by a 10-year warranty on the frame. Cushions, upholstery and all other LINTELOO products are backed by a 3-year warranty, with a depreciation of 1/3 each year. Please make sure you keep your invoice or receipt. Excluded from the warranty are:

■ Regular wear and tear, damages and discolouration of upholstery (fabric and/or leather).

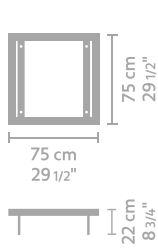
■ Creasing, colour and structure variations and other irregularities, which are part of the natural characteristics of fabrics, leather and/or wood.

■ Complaints regarding fabrics and/or leathers which are not part of the standard LINTELOO collection (specially supplied fabrics and/or leathers).

■ Damages caused by improper use, inadequate or incorrect maintenance, or repairs carried out outside the scope of LINTELOO's responsibility. LINTELOO uses the Terms and Conditions of the Centrale Bond van Meubelfabrikanten, available at www.linteloo.com.

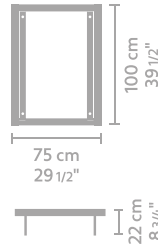
If you have any questions, please contact your LINTELOO dealer or LINTELOO's customer service department.

DIMENSIONS



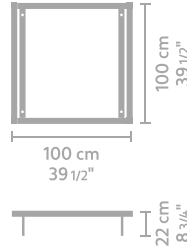
frame 75 x 75

metrage (m) 1,00



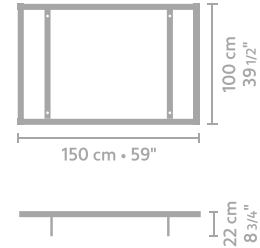
frame 75 x 100

1,10



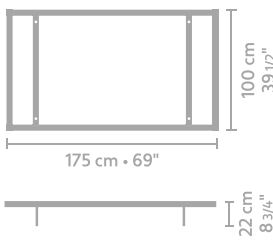
frame 100 x 100

1,15



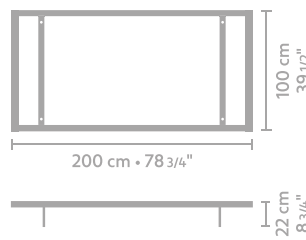
frame 150 x 100

1,15



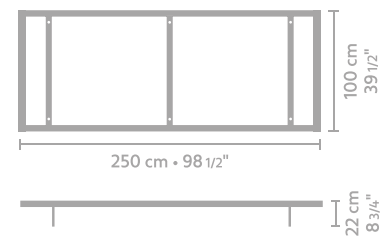
frame 175 x 100

metrage (m) 1,25



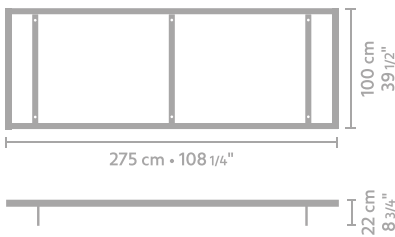
frame 200 x 100

1,25



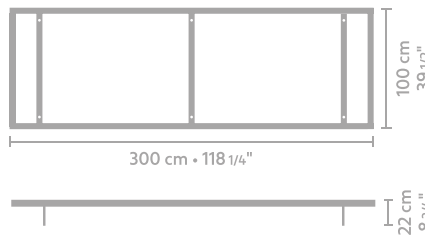
frame 250 x 100

1,25



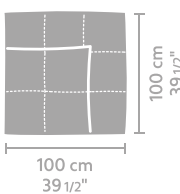
frame 275 x 100

metrage (m) 1,25



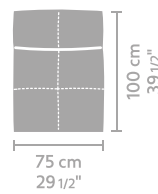
frame 300 x 100

1,25



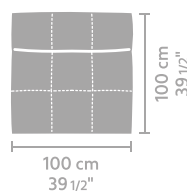
element 100 x 100 arm L/R

metrage (m) 4,60



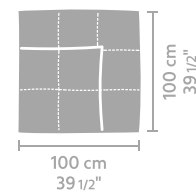
central element 75 x 100

3,20



central element 100 x 100

3,80

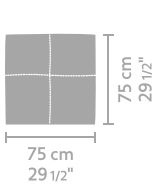


corner

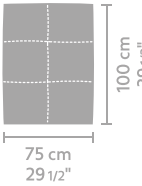
4,60



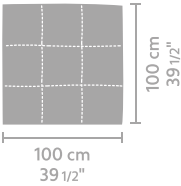
DIMENSIONS



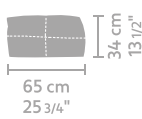
ottoman 75 x 75
metrage (m) 2,00



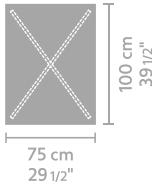
ottoman 75 x 100
metrage (m) 2,30



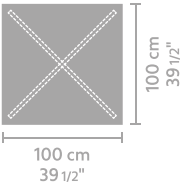
ottoman 100 x 100
metrage (m) 3,00



throw pillow
metrage (m) 0,50



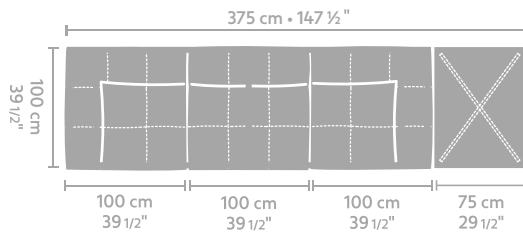
coffee table 75 x 100
metrage (m) ash anthracite



coffee table 100 x 100
metrage (m) ash anthracite

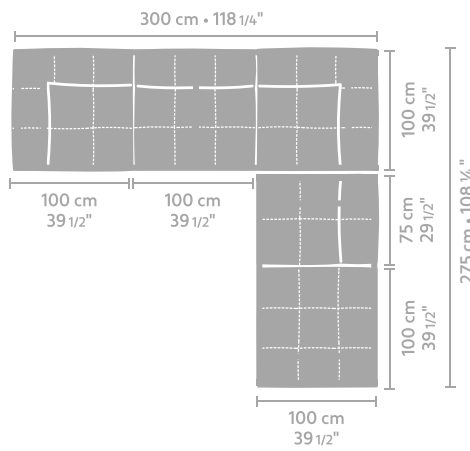
DESIRE

CONFIGURATION 1



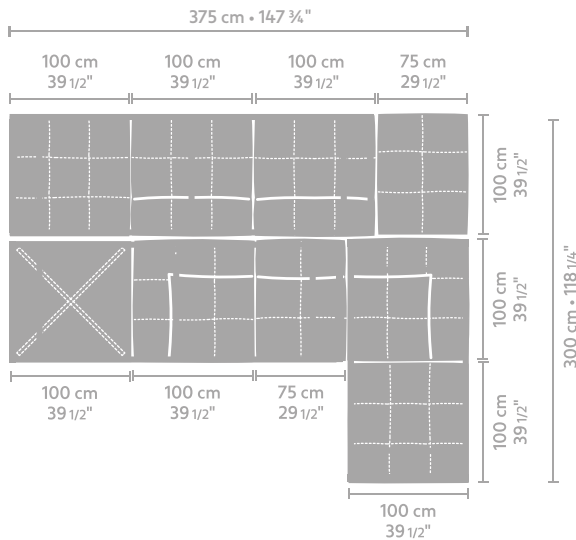
- Frame 300 x 100
- Frame 75 x 75
- Element 100 x 100 arm L
- Element 100 x 100 arm R
- Central element 100 x 100
- Coffee table 75 x 100

CONFIGURATION 2



- Frame 300 x 100
- Frame 175 x 100
- Element 100 x 100 arm L
- Corner
- Central element 100 x 100
- Central element 75 x 100
- Ottoman 100 x 100

CONFIGURATION 3



- Frame 275 x 100
- Frame 200 x 100
- Frame 300 x 100
- Frame 75 x 100
- Coffee table 100 x 100
- Element 100 x 100 arm L
- Element 100 x 100 arm R
- 2x ottoman 100 x 100
- Central element 75 x 100
- Central element 100 x 100
- Ottoman 75 x 100