

# AXEL XL

Gijs Papavoine 2014



## CONTEXT

ENQUIRIES  
info@contextgallery.com

Tel. 404. 477. 3301  
Tel. 800. 886.0867

contextgallery.com

### ROMP

Houten constructie van beuken regels, mdf panelen, etc. No-sag veren Polyether bedekt met 90gr dacron.

### ONDERSTEL

#### Slede:

- RVS
- Mat zwart
- eigen keuze  
(selectie RAL-kleuren:  
[www.montis.nl/ral](http://www.montis.nl/ral))

#### Aluminium poten:

- hoogglans gepolijst
- hoogglans zwart verchromd

#### Houten poten:

- Noten mat gelakt

### VILTGLIDERS ONDER SLEDE

De glijders onder de sledes worden gemaakt van antislip materialen, zoals rubber of kunststof. In deze materialen zitten stoffen, die onder druk vlekken kunnen veroorzaken op diverse vloeren (kunststof, gietvloeren, pvc, tapijten, betonvloeren, houten vloeren, etc.). Ter voorkoming van een reactie op de vloer, adviseren wij gebruik te maken van bijgeleverde viltglijders.

### BODY

Wooden construction of beech and mdf.  
No-sag springs  
Polyether foam covered with 90gr dacron.

### FEET

#### Slede base:

- RVS
- Matt black.
- custom  
(selection RAL-colours:  
[www.montis.nl/ral](http://www.montis.nl/ral))

#### Aluminium legs:

- high-gloss polished
- high-gloss black chrome plated

#### Wooden legs:

- Solid walnut matt laquered

### FELT GLIDES UNDER SLED BASE

The glides under the sled bases are made from anti-slip materials such as rubber or plastic. These materials contain substances which can cause stains under pressure on various floors (artificial floors, cast floors, pvc, carpet, concrete floors, hardwood floors, etc.). To prevent a reaction on the floor we recommend using the included felt glides.

### KORPUS

Holzkonstruktion von Buchenholz und MDF.  
No-sag Federn  
Polyäther Schaum bedeckt mit 90gr dacron.

### UNTERGESTELL

#### Kufengestell:

- Edelstahl
- Matt Schwarz
- eigene Auswahl  
(ausgewählte RAL-Farben:  
[www.montis.nl/ral](http://www.montis.nl/ral))

#### Aluminium Füße:

- Hochglanz poliert
- Hochglanz Schwarz verchromt

#### Holzfüße:

- Nussbaum matt lackiert

### FILZGLEITER UNTER KUFENGESTELL

Die Gleiter unter die Kufengestelle sind aus rutschfestem Material wie Gummi oder Kunststoff gefertigt. Diese Materialien enthalten Substanzen, die unter Druck auf verschiedenen Böden Flecken verursachen können (Kunststoff, Gussböden, PVC, Teppichböden, Betonböden, Holzböden usw.). Um eine Reaktion auf dem Boden zu vermeiden, empfehlen wir die Verwendung von mitgelieferten Filzgleitern.

## KUSSENS

### ZITKUSSEN

De kern bestaat uit een combinatie van HR-schuim. Boven een HR-schuim met een soortelijk gewicht van 38 kg/m<sup>3</sup>. Daaronder een zachtere spie die zorgt voor extra comfort en valling in de bank. De schuimkern wordt overtrokken met een hoes gevuld met fiberrolletjes en 'memory' schuimvlokken. (verhouding 30/70%).

### RUGKUSSEN

Een gestikte hoes, verdeeld in vakken. Gevuld met een combinatie van dacronrolletjes en 'memory'schuim-vlokken.

### ARMKUSSEN

*(optioneel)*  
Gevuld met veren.

## KUSSENS

De rugkussens van ons model AXEL / AXEL XL hebben een losse vulling. Dit is een vulling van verschillende losse, veerkrachtige en duurzame materialen. De kussens vormen zich gemakkelijk naar uw lichaam en geven daardoor een groot comfort en een natuurlijke nonchalance. Om de vormgeving van uw bank te bewaren is het van belang dat de bank iedere dag na gebruik wordt opgeklopt, zodat de vulling weer luchtig wordt en de vorm wordt hersteld, vergelijkbaar met het hoofdkussen van uw bed. Dit dagelijkse onderhoud komt de levensduur en het comfort van de kussens ten goede en vermindert verkleving van de losse vulling.

## CUSHION

### SEAT CUSHION

Basis of HR foam with thin top with a specific gravity of 38 kg/m<sup>3</sup>. Underneath a softer wedge with a specific for extra comfort. foam flakes and fibre curls (ratio 70 / 30%).

### BACK CUSHION

An stitched cover, divided in different pockets. Filled with foam flakes and fibre curls.

### ARM CUSHION

*(optional)*  
Filled with feathers.

## CUSHIONS

The back cushions of our model AXEL / AXEL XL have a loose fill. This is a filling consisting of various resilient and durable materials. The Axel / Axel XL cushions easily shape to your body and give great comfort and nonchalance. To preserve the design of your couch it is important to fluff it up every day after use to bring back the airy quality of the stuffing and to recover its shape, just as you would do with the pillows on your bed. The life span and comfort of the pillows greatly benefit from this daily maintenance and you prevent the loose stuffing from clumping together.

## KISSEN

### SITZKISSEN

Basis aus HR-Schaum mit einem spezifischen Gewicht von 38 kg/m<sup>3</sup> unter einer dünnen Oberschicht HR-Schaum für zusätzlichen Komfort. Schaumflocken und Fiberspiralen (Verhältnis 70 / 30%).

### RÜCKENKISSEN

Ein Bezug, unterteilt in verschiedene Oberflächen. Füllung von Schaumflocken und Fiberspiralen.

### ARMKISSEN

*(optional)*  
Füllung von Federn.

## KISSEN

Die Rückenkissen des Modells AXEL / AXEL XL haben eine lose Füllung, die aus elastischen, langlebigen Materialien bestehen. Die Kissen schmiegen sich dem Körper an, sind dadurch komfortabel und geben dem Sofa eine "lässige" Ausstrahlung. Damit das Sofa seine Form behält, ist es wichtig, dass es jeden Tag nach Gebrauch abgeklopft wird, damit die Füllung wieder luftig und die Form wiederhergestellt wird (vergleichbar mit einem Kopfkissen). Diese tägliche Pflege kommt der Lebensdauer und dem Komfort der Kissen zugute und vermeidet ein Verkleben der losen Füllung.

# AXEL XL

Gijs Papavoine 2014

## AXEL XL TAFEL

### Toepassing

De tafelbladen zijn te gebruiken als dormeusetafel of als poeftafel.

### Romp

Een constructie van gefineerde MDF platen. Fineerrichting in de lengte.

### Uitvoeringen

- Noten gefineerd: mat gelakt
- Eiken gefineerd: blank mat gelakt, wit geolied en zwart carbon gebeitst
- Gespoten in Ral-kleuren (selectie [www.montis.nl/ral](http://www.montis.nl/ral)) of mat zwart

## ELECTRIFICATIE

(optioneel)

De tafelbladen kunnen worden voorzien van een zwart stopcontact en een usb-charger (QC2.0, 2,1A). Standaard gaat het om een stopcontact voor de stekkers E en F (de meeste Europese landen). Optioneel kunnen we ook voor stopcontact G (geschikt voor o.a. UK) en B (USA) leveren.

## QI LADER

(optioneel)

De tafelbladen kunnen worden voorzien van een Qi lader voor het draadloos laden van mobiele telefoons. Deze is weggewerkt in het bovenblad van de tafels. De Qi lader heeft een 10W output en ondersteunt Apple & Samsung Fast Charge. Daarnaast is hij voorzien van een FOD detectie (hij detecteert als er een niet-Qi device of object op de oplader ligt en schakelt zichzelf uit).

## AXEL XL TABLE

### Application

The tabletops can be used as a dormeus table or a pouffe table.

### Body

A construction of veneered MDF boards. Veneer direction lengthwise.

### Finishes

- Walnut veneer: matt lacquered
- Oak veneer: clear matt lacquered, white oiled and black carbon stained
- Sprayed in Ral colour (selectie [www.montis.nl/ral](http://www.montis.nl/ral)) or matt black

## ELECTRICITY SUPPLY

(optional)

The tabletops can be fitted with a black socket and a usb charger (QC2.0, 2.1A). As standard, this is a socket for E and F plugs (most European countries). We can also optionally supply the G (suitable for the UK, among other countries) and B sockets (USA).

## QI LADER

(optional)

The tabletops can be fitted with an Qi charger for wireless charging of mobile phones. This has been housed in the top of the tables. The Qi charger has a 10W output and supports Apple & Samsung Fast Charge. In addition, it has been equipped with FOD detection (it detects when there is a non-Qi device or object on the charger and switches itself off).

## AXEL XL TISCH

### Benutzen

Die Tischplatten können als Dormeus-Tisch oder als Pouffe-Tisch verwendet werden.

### Rumpf

Eine Konstruktion aus furnierten MDF-Platten. Furnierrichtung in Längsrichtung.

### Ausführungen

- Furnier Nussbaum: matt lackiert
- Eichenfurnier: blank matt lackiert, weiß geölt und schwarz karbon gebeitst
- Gespritzt in RAL-Farben. (Auswahl [www.montis.nl/ral](http://www.montis.nl/ral)) oder matt schwarz

## ELEKTRIFIZIERUNG

(optional)

Die Tischplatten können mit einer schwarzen Steckdose und einem usb-Ladegerät (QC2.0, 2.1A) ausgestattet werden. Standardsteckdose für Steckertyp E und F (für die meisten europäischen Länder). Optional auch mit Steckdose G (für u. a. GB) und B (USA) erhältlich.

## QI-LADESTATION

(optional)

Die Tischplatten können mit einem Qi-Ladegerät zum kabellosen Aufladen von Mobiltelefonen ausgestattet werden. Diese befindet sich in der oberen Tischplatte. Die Qi-Ladestation besitzt eine Leistung von 10 W und unterstützt Apple und Samsung Fast Charge. Außerdem besitzt sie eine FOD Erkennung und schaltet sich aus, wenn kein Qi-Gerät oder Objekt auf der Ladestation liegt.

# AXEL XL

Gijs Papavoine 2014

## VERLICHTING

(optioneel)

Alle tafelbladen kunnen worden voorzien van een ingebouwde lamp. Hierbij is er keuze uit 2 verschillende lampen:

### 1) Luceplan - Ascent lamp

- Zwart gelakt
- Led 11w, 2700K  
[www.luceplan.com/products/ascent-table](http://www.luceplan.com/products/ascent-table)

### 2) Zero - Curve through table lamp

- Led 8w
- Uitvoering: wit/glas (white RAL 6017)  
[www.zerolighting.com/curve-through-table-inombo](http://www.zerolighting.com/curve-through-table-inombo)

## LIGHTING

(optional)

All table tops can be fitted with a built-in lamp. You can choose between 2 different lamps:

### 1) Luceplan - Ascent lamp

- Black lacquered
- Led 11w, 2700K  
[www.luceplan.com/products/ascent-table](http://www.luceplan.com/products/ascent-table)

### 2) Zero - Curve through table lamp

- Led 8w
- Version: white/glass (RAL 6017)  
[www.zerolighting.com/curve-through-table-inombo](http://www.zerolighting.com/curve-through-table-inombo)

## BELEUCHTUNG

(optional)

Alle Tischplatten können mit einer eingebauten Lampe ausgestattet werden. Hier gibt es Wahl zwischen 2 verschiedenen Lampen:

### 1) Luceplan - Ascent lamp

- Schwarz lackiert
- Led 11w, 2700K  
[www.luceplan.com/products/ascent-table](http://www.luceplan.com/products/ascent-table)

### 2) Zero - Curve through table lamp

- Led 8w
- Ausführung: weiß/Glass (RAL 6017)  
[www.zerolighting.com/curve-through-table-inombo](http://www.zerolighting.com/curve-through-table-inombo)

## AXEL XL RUGTAFEL

### Romp

Een constructie van gefineerde Multiplex platen. Fineerrichting in de lengte.

### Frame

Metalen frame

### Uitvoeringen

- Noten gefineerd: mat gelakt
- Eiken gefineerd: blank mat gelakt, wit geolied en zwart carbon gebeitst
- Gespoten in Ral-kleuren. (selectie [www.montis.nl/ral](http://www.montis.nl/ral)) of mat zwart

### Plaatsing

De AXEL XL rugtafel kan op alle ruggen van de AXEL XL/AXEL XL-S elementen worden geplaatst.

**Let op:** Als de armtafel langere tijd op één plek over de rug zit geschoven is het mogelijk dat een lichte afdruk in de stof of leer achterblijft.

### Maximaal gewicht

Het tafeltje is geschikt om een gewicht van maximaal 5 kg te kunnen dragen.

## AXEL XL CONSOLE TABLE

### Body

A construction of veneered Multiplex boards. Veneer direction lengthwise.

### Frame

metal frame

### Finishes

- Walnut veneer: matt lacquered
- Oak veneer: clear matt lacquered, white oiled and black carbon stained
- Sprayed in Ral colour (selection [www.montis.nl/ral](http://www.montis.nl/ral)) or matt black

### Placement

Our console table is a welcome addition to any AXEL XL/AXEL XL-S back element, and always a perfect fit.

**Please note:** the console table may leave a slight imprint in the fabric or leather upholstery when mounted in the same place for a long amount of time.

### Weight limit

This table was designed to hold up to 5 kg (or 11 lb.).

## AXEL XL RÜCKENTISCH

### Rumpf

Eine Konstruktion aus furnierten Multiplex-Platten. Furnierichtung in Längsrichtung.

### Rahmen

Metallrahmen

### Ausführungen

- Furnier Nussbaum: matt lackiert
- Eichenfurnier: blank matt lackiert, weiß geölt und schwarz karbon gebeitst
- Gespritzt in RAL-Farben. (Auswahl [www.montis.nl/ral](http://www.montis.nl/ral)) oder matt schwarz

### Platzierung

Der AXEL XL Rückentisch kann auf alle Rückseiten der Elemente AXEL XL und AXEL XL-S montiert werden.

**Hinweis:** Wenn der Rückentisch längere Zeit an einer Stelle aufgelegt hat, kann es zu einem leichten Abdruck im Stoff oder Leder kommen.

### Maximales Gewicht

Das Tischchen ist für ein maximales Gewicht von 5 kg geeignet.

# AXEL XL

Gijs Papavoine 2014

---



# AXEL XL

Gijs Papavoine 2014




# AXEL XL

Gijs Papavoine 2014



# AXEL XL

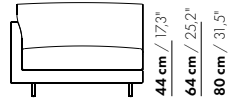
Gijs Papavoine 2014



100-AL/AR

109 cm / 42,9"

100 cm / 39,4"

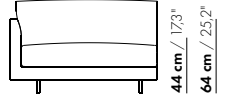


100-AL/AR

124 cm / 48,8"

115 cm / 45,3"

115-AL/AR

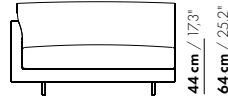


115-AL/AR

139 cm / 54,7"

130 cm / 51,2"

130-AL/AR

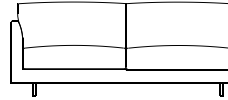


130-AL/AR

184 cm / 72,4"

175 cm / 68,9"

175-AL/AR

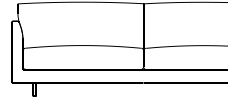


175-AL/AR

209 cm / 82,3"

200 cm / 78,7"

200-AL/AR



200-AL/AR

239 cm / 94,1"

230 cm / 90,6"

230-AL/AR

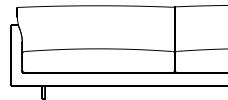


230-AL/AR


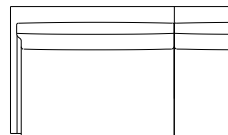
269 cm / 105,9"

260 cm / 102,4"

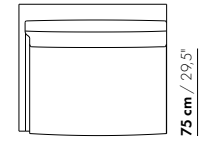
260-AL/AR



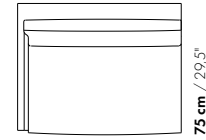
260-AL/AR



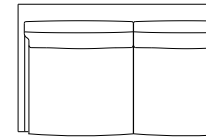
75 cm / 29,5"  
108 cm / 42,5"



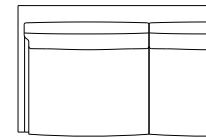
75 cm / 29,5"  
108 cm / 42,5"



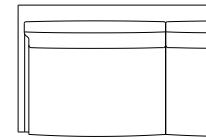
75 cm / 29,5"  
108 cm / 42,5"



75 cm / 29,5"  
108 cm / 42,5"



75 cm / 29,5"  
108 cm / 42,5"

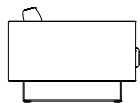


75 cm / 29,5"  
108 cm / 42,5"



# AXEL XL

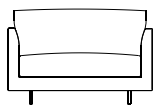
Gijs Papavoine 2014



100

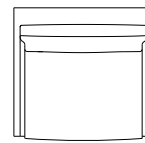
118 cm / 46,5"

101 cm / 39,8"



100

44 cm / 17,3"  
64 cm / 25,2"  
80 cm / 31,5"

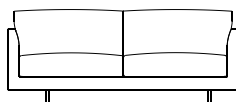


75 cm / 29,5"  
108 cm / 42,5"

175

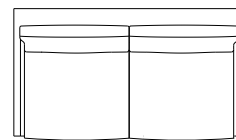
193 cm / 76"

175 cm / 68,9"



175

44 cm / 17,3"  
64 cm / 25,2"  
80 cm / 31,5"

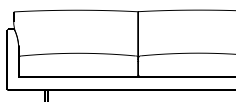


75 cm / 29,5"  
108 cm / 42,5"

200

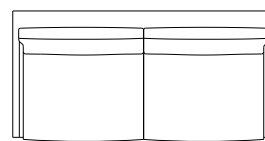
218 cm / 85,8"

200 cm / 78,7"



200

44 cm / 17,3"  
64 cm / 25,2"  
80 cm / 31,5"

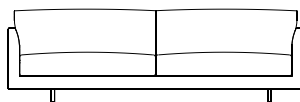


75 cm / 29,5"  
108 cm / 42,5"

230

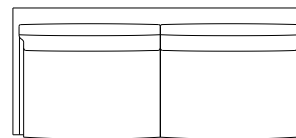
248 cm / 97,6"

230 cm / 90,6"



230

44 cm / 17,3"  
64 cm / 25,2"  
80 cm / 31,5"

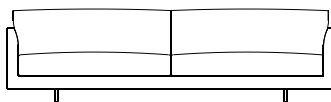


75 cm / 29,5"  
108 cm / 42,5"

260

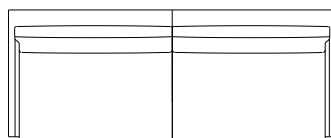
278 cm / 109,4"

260 cm / 102,4"



260


44 cm / 17,3"  
64 cm / 25,2"  
80 cm / 31,5"



75 cm / 29,5"  
108 cm / 42,5"

# AXEL XL

Gijs Papavoine 2014



100-B-AL/AR

118 cm / 46,5"  
100 cm / 39,4"




100-B-AL/AR



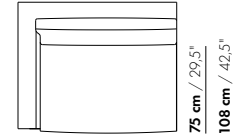
75 cm / 29,5"  
108 cm / 42,5"

115-B-AL/AR

133 cm / 52,4"  
115 cm / 45,3"



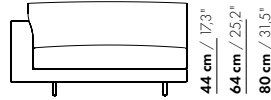
115-B-AL/AR



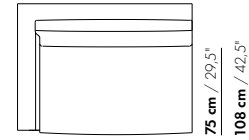
75 cm / 29,5"  
108 cm / 42,5"

130-B-AL/AR

148 cm / 58,3"  
130 cm / 51,2"



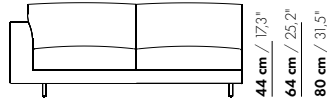
130-B-AL/AR



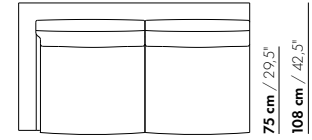
75 cm / 29,5"  
108 cm / 42,5"

175-B-AL/AR

193 cm / 76"  
175 cm / 68,9"



175-B-AL/AR



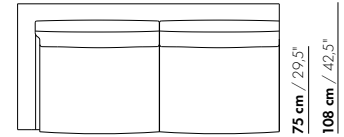
75 cm / 29,5"  
108 cm / 42,5"

200-B-AL/AR

218 cm / 85,8"  
200 cm / 78,7"



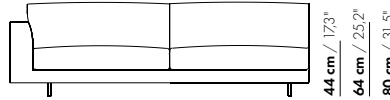
200-B-AL/AR



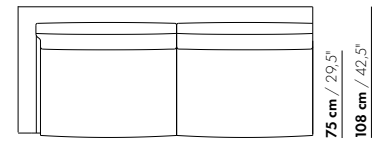
75 cm / 29,5"  
108 cm / 42,5"

230-B-AL/AR

248 cm / 97,6"  
230 cm / 90,6"



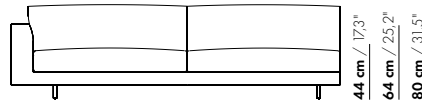
230-B-AL/AR



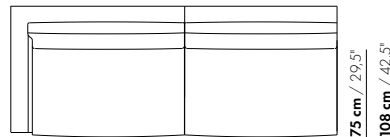
75 cm / 29,5"  
108 cm / 42,5"

260-B-AL/AR

278 cm / 109,4"  
260 cm / 102,4"



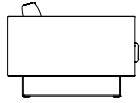
260-B-AL/AR



75 cm / 29,5"  
108 cm / 42,5"

# AXEL XL

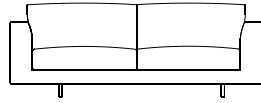
Gijs Papavoine 2014



175-B

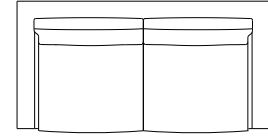
211 cm / 83,1"

175 cm / 68,9"



175-B

44 cm / 17,3"  
64 cm / 25,2"  
80 cm / 31,5"

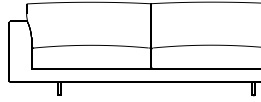


75 cm / 29,5"  
108 cm / 42,5"

200-B

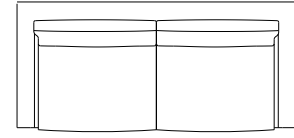
236 cm / 92,1"

200 cm / 79,5"



200-B

44 cm / 17,3"  
64 cm / 25,2"  
80 cm / 31,5"

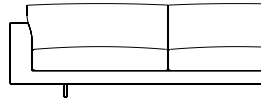


75 cm / 29,5"  
108 cm / 42,5"

230-B

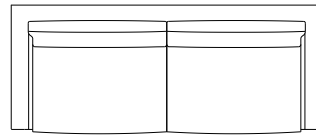
266 cm / 104,7"

230 cm / 90,6"



230-B

44 cm / 17,3"  
64 cm / 25,2"  
80 cm / 31,5"



75 cm / 29,5"  
108 cm / 42,5"

260-B

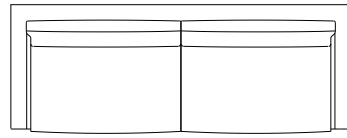
296 cm / 116,5"

260 cm / 102,4"



260-B

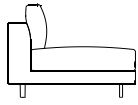
44 cm / 17,3"  
64 cm / 25,2"  
80 cm / 31,5"



75 cm / 29,5"  
108 cm / 42,5"

# AXEL XL

Gijs Papavoine 2014



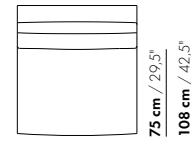
100-E

100 cm / 39,4"



100-E

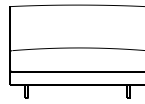
44 cm / 17,3"  
80 cm / 31,5"



75 cm / 29,5"  
108 cm / 42,5"

115-E

115 cm / 45,3"



115-E

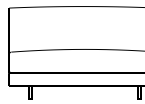
44 cm / 17,3"  
80 cm / 31,5"



75 cm / 29,5"  
108 cm / 42,5"

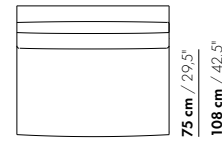
130-E

130 cm / 51,2"



130-E

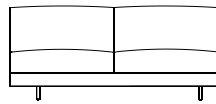
44 cm / 17,3"  
80 cm / 31,5"



75 cm / 29,5"  
108 cm / 42,5"

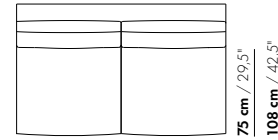
175-E

175 cm / 68,9"



175-E

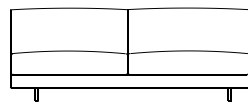
44 cm / 17,3"  
80 cm / 31,5"



75 cm / 29,5"  
108 cm / 42,5"

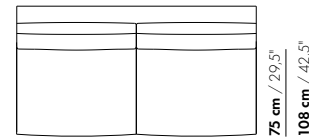
200-E

200 cm / 78,7"



200-E

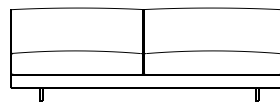
44 cm / 17,3"  
80 cm / 31,5"



75 cm / 29,5"  
108 cm / 42,5"

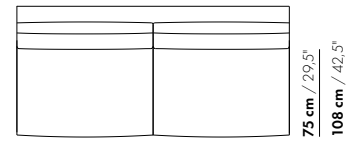
230-E

230 cm / 90,6"



230-E

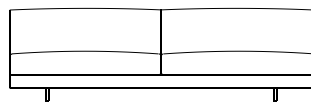
44 cm / 17,3"  
80 cm / 31,5"



75 cm / 29,5"  
108 cm / 42,5"

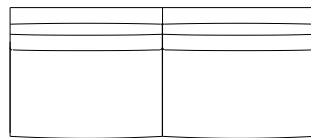
260-E

260 cm / 102,4"



260-E

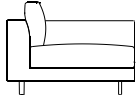
44 cm / 17,3"  
80 cm / 31,5"



75 cm / 29,5"  
108 cm / 42,5"

# AXEL XL

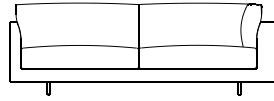
Gijs Papavoine 2014



200-H-AL/AR

227 cm / 89,4"

176 cm / 69,3"

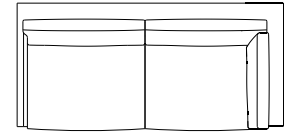


200-H-AL/AR

44 cm / 17,3"

64 cm / 25,2"

80 cm / 31,5"



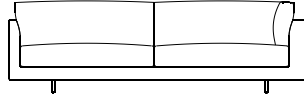
75 cm / 29,5"

108 cm / 42,5"

257 cm / 101,2"

206 cm / 81,1"

230-H-AL/AR

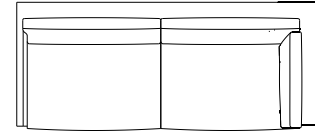


230-H-AL/AR

44 cm / 17,3"

64 cm / 25,2"

80 cm / 31,5"



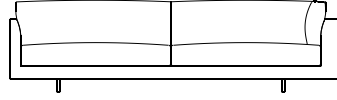
75 cm / 29,5"

108 cm / 42,5"

287 cm / 113"

236 cm / 92,9"

260-H-AL/AR

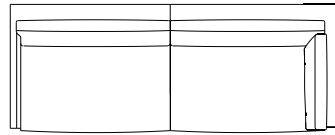


260-H-AL/AR

44 cm / 17,3"

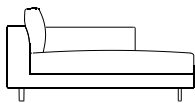
64 cm / 25,2"

80 cm / 31,5"



75 cm / 29,5"

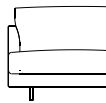
108 cm / 42,5"



CHL-100-AL/AR

109 cm / 42,9"

100 cm / 39,4"

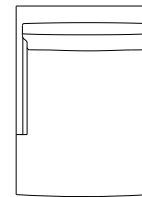


CHL-100-AL/AR

44 cm / 17,3"

64 cm / 25,2"

80 cm / 31,5"



106 cm / 41,7"

157 cm / 61,8"

112 cm / 44,1"

139 cm / 54,7"

130 cm / 51,2"

CHL-130-AL/AR




CHL-130-AL/AR

44 cm / 17,3"

64 cm / 25,2"

80 cm / 31,5"



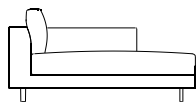
106 cm / 41,7"

157 cm / 61,8"

112 cm / 44,1"

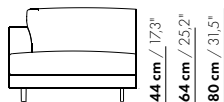
# AXEL XL

Gijs Papavoine 2014



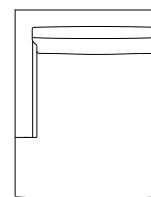
CHL-100-B-AL/AR

**118 cm / 46,5"**  
**100 cm / 39,4"**



CHL-100-B-AL/AR

**44 cm / 17,3"**  
**64 cm / 25,2"**  
**80 cm / 31,5"**

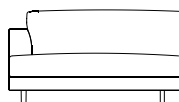


**106 cm / 41,7"**  
**157 cm / 61,8"**  
**112 cm / 44,1"**



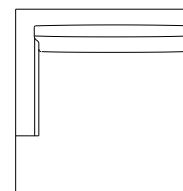
CHL-130-B-AL/AR

**148 cm / 58,3"**  
**130 cm / 51,2"**



CHL-130-B-AL/AR

**44 cm / 17,3"**  
**64 cm / 25,2"**  
**80 cm / 31,5"**



**106 cm / 41,7"**  
**157 cm / 61,8"**  
**112 cm / 44,1"**



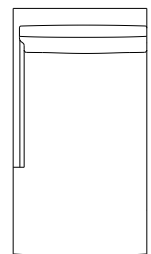
CHL-100X190-AL/AR

**109 cm / 42,9"**  
**100 cm / 39,4"**



CHL-100X190-AL/AR

**44 cm / 17,3"**  
**64 cm / 25,2"**  
**80 cm / 31,5"**

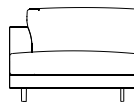


**128 cm / 50,4"**  
**190 cm / 74,8"**  
**139 cm / 54,7"**



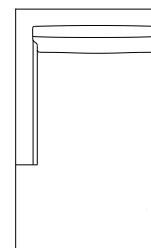
CHL-100X190-B-AL/AR

**118 cm / 46,5"**  
**100 cm / 39,4"**

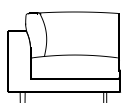


CHL-100X190-B-AL/AR

**44 cm / 17,3"**  
**64 cm / 25,2"**  
**80 cm / 31,5"**

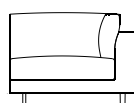


**128 cm / 50,4"**  
**190 cm / 74,8"**  
**139 cm / 54,7"**



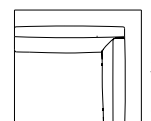
H-106x93

**106 cm / 41,7"**  
**75 cm / 29,5"**

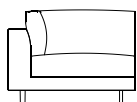


H-106x93

**44 cm / 17,3"**  
**64 cm / 25,2"**  
**80 cm / 31,5"**




**63 cm / 24,8"**  
**93 cm / 36,6"**



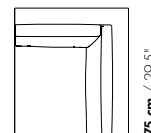
H-93x106

**93 cm / 36,6"**  
**63 cm / 24,8"**




H-93x106

**44 cm / 17,3"**  
**64 cm / 25,2"**  
**80 cm / 31,5"**

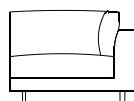


**75 cm / 29,5"**  
**106 cm / 41,7"**



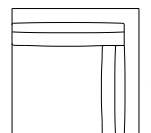
H-106x106

**106 cm / 41,7"**  
**75 cm / 29,5"**



H-106x106

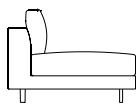
**44 cm / 17,3"**  
**64 cm / 25,2"**  
**80 cm / 31,5"**



**75 cm / 29,5"**  
**106 cm / 41,7"**

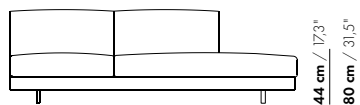
# AXEL XL

Gijs Papavoine 2014

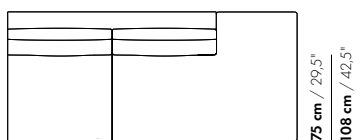


175-D-ZA-PL/PR

247 cm / 97,2"  
175 cm / 68,9" 72 cm / 28,3"

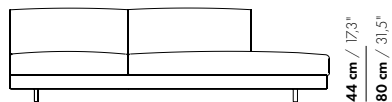


175-D-ZA-PL/PR

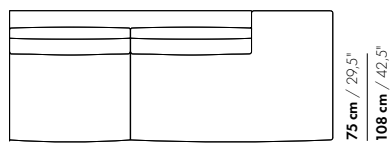


200-D-ZA-PL/PR

272 cm / 107,1"  
200 cm / 78,7" 72 cm / 28,3"

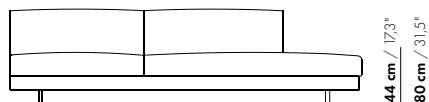


200-D-ZA-PL/PR

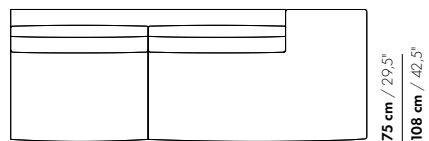


230-D-ZA-PL/PR

302 cm / 118,9"  
230 cm / 90,6" 72 cm / 28,3"

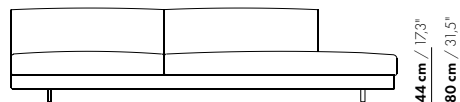


230-D-ZA-PL/PR

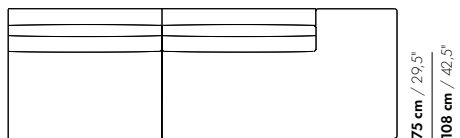


260-D-ZA-PL/PR

332 cm / 130,7"  
260 cm / 102,4" 72 cm / 28,3"

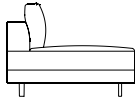


260-D-ZA-PL/PR



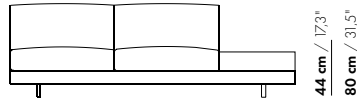
# AXEL XL

Gijs Papavoine 2014

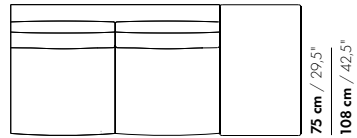


175-D-ZA-TL/TR

243 cm / 95,7"  
175 cm / 68,9" 68 cm / 26,8"

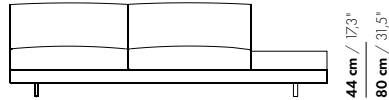


175-D-ZA-TL/TR

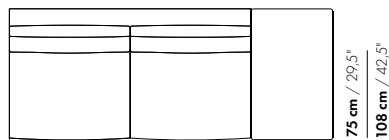


200-D-ZA-TL/TR

268 cm / 105,5"  
200 cm / 78,7" 68 cm / 26,8"

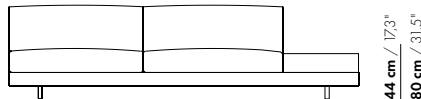


200-D-ZA-TL/TR

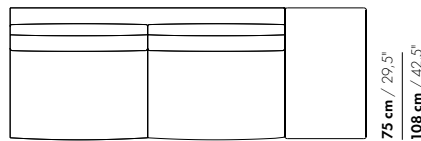


230-D-ZA-TL/TR

298 cm / 117,3"  
230 cm / 90,6" 68 cm / 26,8"

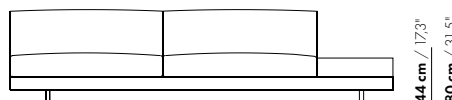


230-D-ZA-TL/TR

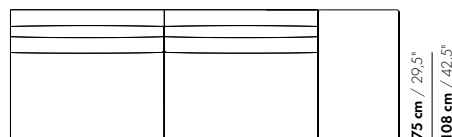


260-D-ZA-TL/TR

328 cm / 129,1"  
260 cm / 102,4" 68 cm / 26,8"



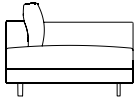
260-D-ZA-TL/TR





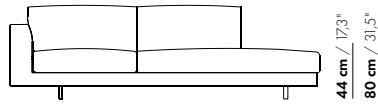
# AXEL XL

Gijs Papavoine 2014

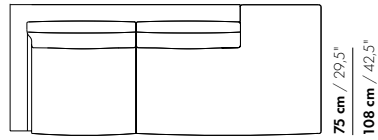


175-D-B-AL-PR/AR-PL

265 cm / 104,3"  
175 cm / 68,9" 72 cm / 28,3"

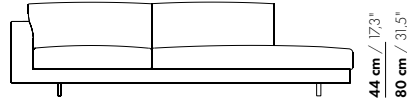


175-D-B-AL-PR/AR-PL

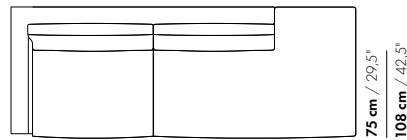


200-D-B-AL-PR/AR-PL

290 cm / 114,2"  
200 cm / 78,7" 72 cm / 28,3"



200-D-B-AL-PR/AR-PL

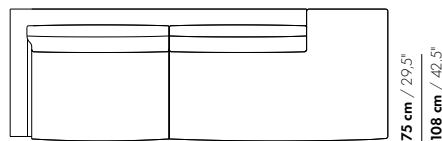


230-D-B-AL-PR/AR-PL

320 cm / 126"  
230 cm / 90,6" 72 cm / 28,3"

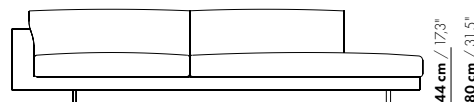


230-D-B-AL-PR/AR-PL

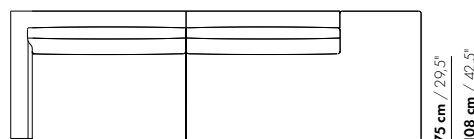


260-D-B-AL-PR/AR-PL

350 cm / 137,8"  
260 cm / 102,4" 72 cm / 28,3"

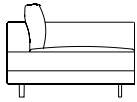


260-D-B-AL-PR/AR-PL



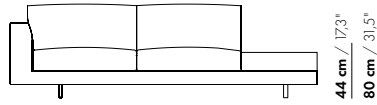
# AXEL XL

Gijs Papavoine 2014

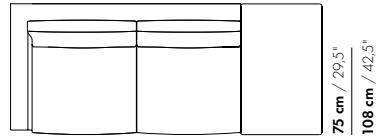


175-D-B-AL-TR/AR-TL

261 cm / 103,2"  
175 cm / 68,9" 68 cm / 26,8"

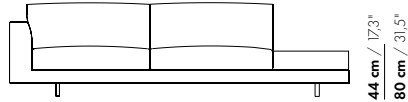


175-D-B-AL-TR/AR-TL

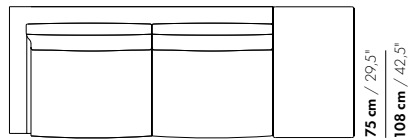


200-D-B-AL-TR/AR-TL

286 cm / 112,6"  
200 cm / 78,7" 68 cm / 26,8"

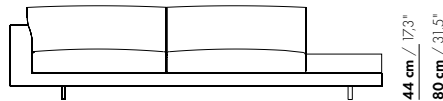


200-D-B-AL-TR/AR-TL

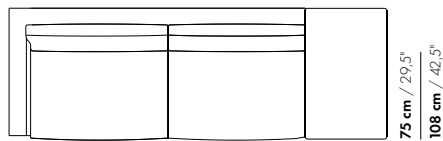


230-D-B-AL-TR/AR-TL

316 cm / 124,4"  
230 cm / 90,6" 68 cm / 26,8"

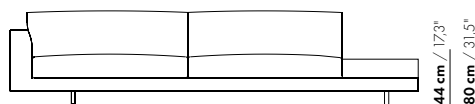


230-D-B-AL-TR/AR-TL

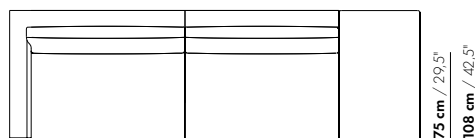


260-D-B-AL-TR/AR-TL

346 cm / 136,2"  
260 cm / 102,4" 68 cm / 26,8"




260-D-B-AL-TR/AR-TL



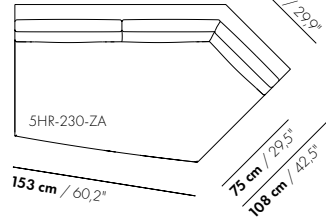
# AXEL XL

Gijs Papavoine 2014

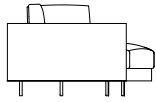
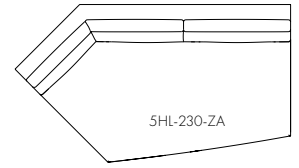


5HR-230-ZA  
5HL-230-ZA

230 cm / 90,6"  
175 cm / 68,9"

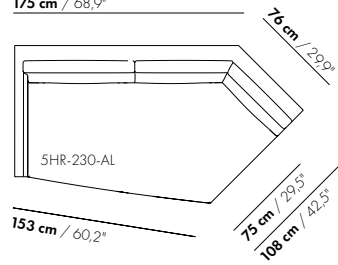


130 cm / 51,2"  
108 cm / 42,5"  
75 cm / 29,5"

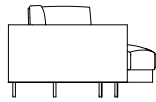
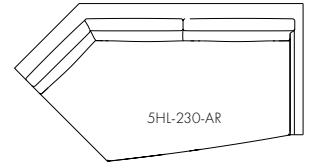


5HR-230-AL  
5HL-230-AR

238 cm / 93,7"  
175 cm / 68,9"

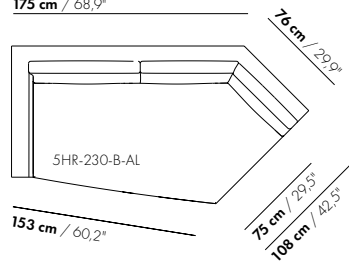


130 cm / 51,2"  
108 cm / 42,5"  
75 cm / 29,5"

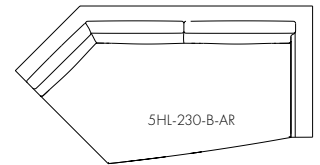


5HR-230-B-AL  
5HL-230-B-AR

246 cm / 96,9"  
175 cm / 68,9"



130 cm / 51,2"  
108 cm / 42,5"  
75 cm / 29,5"

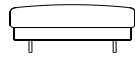


# AXEL XL

Gijs Papavoine 2014



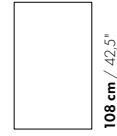
P-108x72



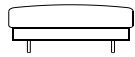
P-108x78

44 cm / 17,3"

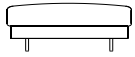
72 cm / 28,3"



108 cm / 42,5"




P-108x108



P-108x108

44 cm / 17,3"

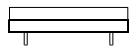
108 cm / 42,5"



108 cm / 42,5"



T-106x68



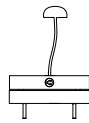
T-106x68

36 cm / 14,3"

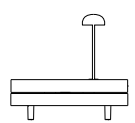
68 cm / 26,8"



106 cm / 41,7"



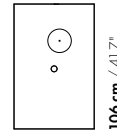
T-106x68



T-106x68

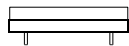
36 cm / 14,3"

68 cm / 26,8"




106 cm / 41,7"

Electrification  
USB-charger  
IQ-charger  
lighting



S-T-106x93



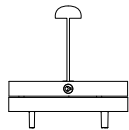
S-T-106x93

36 cm / 14,3"

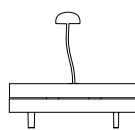
106 cm / 41,7"



93 cm / 36,6"



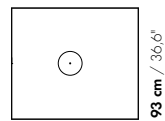
S-T-106x93



S-T-106x93


36 cm / 14,3"

106 cm / 41,7"




93 cm / 36,6"

Electrification  
USB-charger  
lighting



T-106x106



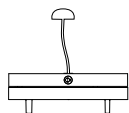
T-106x106

36 cm / 14,3"

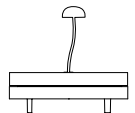
106 cm / 41,7"



106 cm / 41,7"



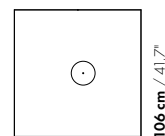
T-106x106



T-106x106

36 cm / 14,3"

106 cm / 41,7"

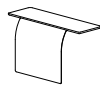


106 cm / 41,7"

Electrification  
USB-charger  
lighting

# AXEL XL

Gijs Papavoine 2014

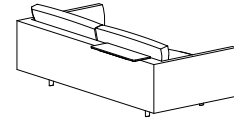


BACK TABLE

27 cm / 10,7"  
22 cm / 8,7"



70 cm / 27,6"



80 cm / 31,5"



45 cm / 17,7"



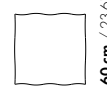
60 cm / 23,6"



35 cm / 13,8"



60 cm / 23,6"



60 cm / 23,6"



AXEL-XL-H

81 cm / 31,9"



44 cm / 17,3"

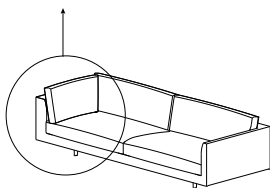


AXEL-XL-S-H

68 cm / 26,8"

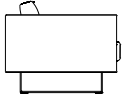


44 cm / 17,3"



# AXEL XL

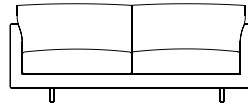
Gijs Papavoine 2014



S-175

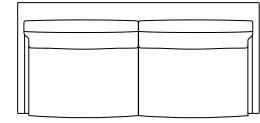
193 cm / 76"

175 cm / 68,9"



44 cm / 17,3"  
64 cm / 25,2"  
80 cm / 31,5"

S-175

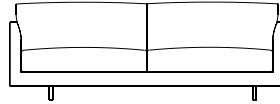


62 cm / 24,4"  
95 cm / 37,4"

S-200

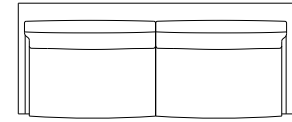
218 cm / 85,8"

200 cm / 78,7"



44 cm / 17,3"  
64 cm / 25,2"  
80 cm / 31,5"

S-200

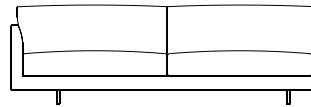


62 cm / 24,4"  
95 cm / 37,4"

S-230

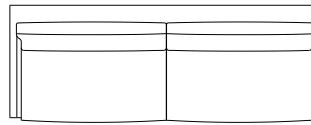
248 cm / 97,6"

230 cm / 90,6"



44 cm / 17,3"  
64 cm / 25,2"  
80 cm / 31,5"

S-230

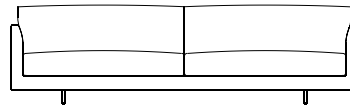


62 cm / 24,4"  
95 cm / 37,4"

S-260

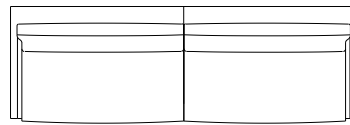
278 cm / 109,4"

260 cm / 102,4"



44 cm / 17,3"  
64 cm / 25,2"  
80 cm / 31,5"

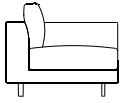
S-260

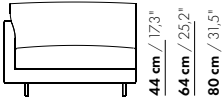

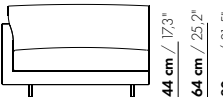

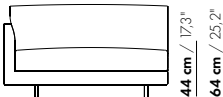

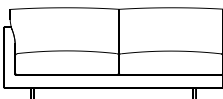
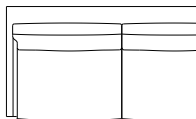
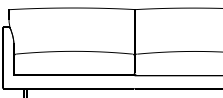
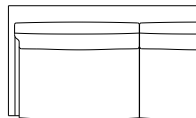

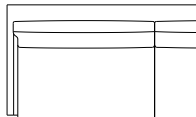
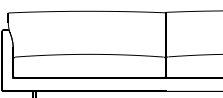




62 cm / 24,4"  
95 cm / 37,4"

# AXEL XL

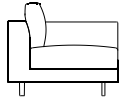
Gijs Papavoine 2014

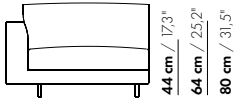
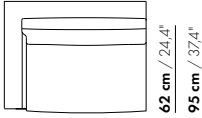

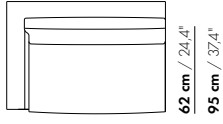
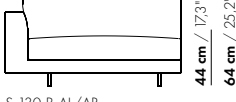
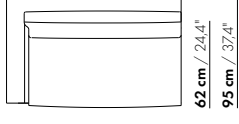

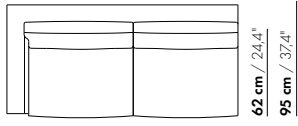
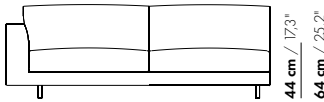
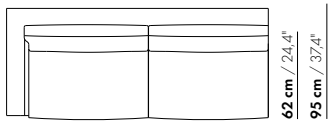
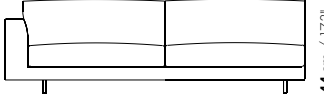
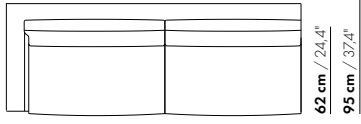
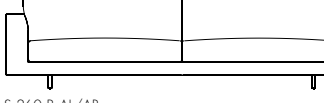
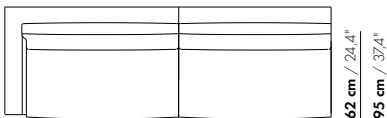


		<b>109 cm / 42,9"</b>			
		<b>100 cm / 39,4"</b>			
	S-100-AL/AR		<b>44 cm / 17,3"</b> <b>64 cm / 25,2"</b> <b>80 cm / 31,5"</b>		<b>62 cm / 24,4"</b> <b>95 cm / 37,4"</b>
	S-100-AL/AR				
		<b>124 cm / 48,8"</b>			
		<b>115 cm / 45,3"</b>			
	S-115-AL/AR		<b>44 cm / 17,3"</b> <b>64 cm / 25,2"</b> <b>80 cm / 31,5"</b>		<b>62 cm / 24,4"</b> <b>95 cm / 37,4"</b>
	S-115-AL/AR				
		<b>139 cm / 54,7"</b>			
		<b>130 cm / 51,2"</b>			
	S-130-AL/AR		<b>44 cm / 17,3"</b> <b>64 cm / 25,2"</b> <b>80 cm / 31,5"</b>		<b>62 cm / 24,4"</b> <b>95 cm / 37,4"</b>
	S-130-AL/AR				
		<b>184 cm / 72,4"</b>			
		<b>175 cm / 68,9"</b>			
	S-175-AL/AR		<b>44 cm / 17,3"</b> <b>64 cm / 25,2"</b> <b>80 cm / 31,5"</b>		<b>62 cm / 24,4"</b> <b>95 cm / 37,4"</b>
	S-175-AL/AR				
		<b>209 cm / 82,3"</b>			
		<b>200 cm / 78,7"</b>			
	S-200-AL/AR		<b>44 cm / 17,3"</b> <b>64 cm / 25,2"</b> <b>80 cm / 31,5"</b>		<b>62 cm / 24,4"</b> <b>95 cm / 37,4"</b>
	S-200-AL/AR				
		<b>239 cm / 94,1"</b>			
		<b>230 cm / 90,6"</b>			
	S-230-AL/AR		<b>44 cm / 17,3"</b> <b>64 cm / 25,2"</b> <b>80 cm / 31,5"</b>		<b>62 cm / 24,4"</b> <b>95 cm / 37,4"</b>
	S-230-AL/AR				
		<b>269 cm / 105,9"</b>			
		<b>260 cm / 102,4"</b>			
	S-260-AL/AR		<b>44 cm / 17,3"</b> <b>64 cm / 25,2"</b> <b>80 cm / 31,5"</b>		<b>62 cm / 24,4"</b> <b>95 cm / 37,4"</b>
	S-260-AL/AR				
					<b>62 cm / 24,4"</b> <b>95 cm / 37,4"</b>

# AXEL XL

Gijs Papavoine 2014

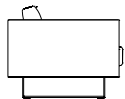


S-100-B-AL/AR	<p>118 cm / 46,5" 100 cm / 39,4"</p>  <p>44 cm / 17,3" 64 cm / 25,2" 80 cm / 31,5"</p> <p>S-100-B-AL/AR</p>  <p>62 cm / 24,4" 95 cm / 37,4"</p>
S-115-B-AL/AR	<p>133 cm / 52,4" 115 cm / 45,3"</p>  <p>44 cm / 17,3" 64 cm / 25,2" 80 cm / 31,5"</p> <p>S-115-B-AL/AR</p>  <p>62 cm / 24,4" 95 cm / 37,4"</p>
S-130-B-AL/AR	<p>148 cm / 58,3" 130 cm / 51,2"</p>  <p>44 cm / 17,3" 64 cm / 25,2" 80 cm / 31,5"</p> <p>S-130-B-AL/AR</p>  <p>62 cm / 24,4" 95 cm / 37,4"</p>
S-175-B-AL/AR	<p>193 cm / 76" 175 cm / 68,9"</p>  <p>44 cm / 17,3" 64 cm / 25,2" 80 cm / 31,5"</p> <p>S-175-B-AL/AR</p>  <p>62 cm / 24,4" 95 cm / 37,4"</p>
S-200-B-AL/AR	<p>218 cm / 85,8" 200 cm / 78,7"</p>  <p>44 cm / 17,3" 64 cm / 25,2" 80 cm / 31,5"</p> <p>S-200-B-AL/AR</p>  <p>62 cm / 24,4" 95 cm / 37,4"</p>
S-230-B-AL/AR	<p>248 cm / 97,6" 230 cm / 90,6"</p>  <p>44 cm / 17,3" 64 cm / 25,2" 80 cm / 31,5"</p> <p>S-230-B-AL/AR</p>  <p>62 cm / 24,4" 95 cm / 37,4"</p>
S-260-B-AL/AR	<p>278 cm / 109,4" 260 cm / 102,4"</p>  <p>44 cm / 17,3" 64 cm / 25,2" 80 cm / 31,5"</p> <p>S-260-B-AL/AR</p>  <p>62 cm / 24,4" 95 cm / 37,4"</p>



# AXEL XL-S

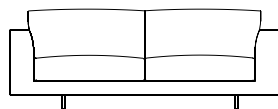
Gijs Papavoine 2014



S-175-B

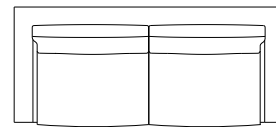
211 cm / 83,1"

175 cm / 68,9"



44 cm / 17,3"  
64 cm / 25,2"  
80 cm / 31,5"

S-175-B

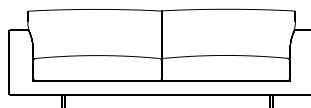


62 cm / 24,4"  
95 cm / 37,4"

S-200-B

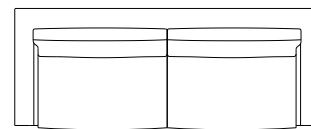
236 cm / 92,9"

200 cm / 78,7"



44 cm / 17,3"  
64 cm / 25,2"  
80 cm / 31,5"

S-200-B

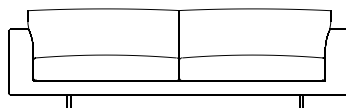


62 cm / 24,4"  
95 cm / 37,4"

S-230-B

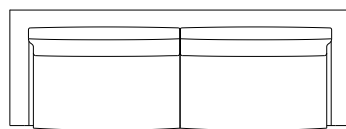
266 cm / 104,7"

230 cm / 90,6"



44 cm / 17,3"  
64 cm / 25,2"  
80 cm / 31,5"

S-230-B

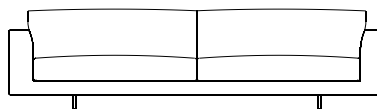


62 cm / 24,4"  
95 cm / 37,4"

S-260-B

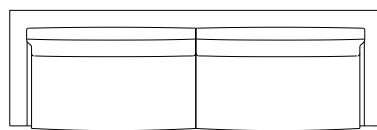
296 cm / 116,5"

260 cm / 102,4"



44 cm / 17,3"  
64 cm / 25,2"  
80 cm / 31,5"

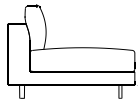
S-260-B



62 cm / 24,4"  
95 cm / 37,4"

# AXEL XL-S

Gijs Papavoine 2014



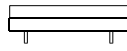
S-100-E	<p>100 cm / 39,4" 44 cm / 17,3" 80 cm / 31,5"</p>	<p>62 cm / 24,4" 95 cm / 37,4"</p>
S-115-E	<p>115 cm / 45,3" 44 cm / 17,3" 80 cm / 31,5"</p>	<p>62 cm / 24,4" 95 cm / 37,4"</p>
S-130-E	<p>130 cm / 51,2" 44 cm / 17,3" 80 cm / 31,5"</p>	<p>62 cm / 24,4" 95 cm / 37,4"</p>
S-175-E	<p>175 cm / 68,9" 44 cm / 17,3" 80 cm / 31,5"</p>	<p>62 cm / 24,4" 95 cm / 37,4"</p>
S-200-E	<p>200 cm / 78,7" 44 cm / 17,3" 80 cm / 31,5"</p>	<p>62 cm / 24,4" 95 cm / 37,4"</p>
S-230-E	<p>230 cm / 90,6" 44 cm / 17,3" 80 cm / 31,5"</p>	<p>62 cm / 24,4" 95 cm / 37,4"</p>
S-260-E	<p>260 cm / 102,4" 44 cm / 17,3" 80 cm / 31,5"</p>	<p>62 cm / 24,4" 95 cm / 37,4"</p>
	<p>62 cm / 24,4" 95 cm / 37,4"</p>	

# AXEL XL-S

Gijs Papavoine 2014



S-T-93x68



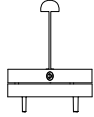
S-T-93x68

36 cm / 14,3"

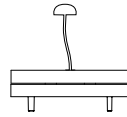
93 cm / 36,6"



68 cm / 26,8"



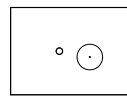
S-T-93x68



S-T-93x68

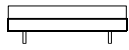
36 cm / 14,3"

93 cm / 36,6"




68 cm / 26,8"

Electrification  
USB-charcher  
IQ-charcher  
lighting




S-T-93x93



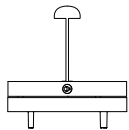
S-T-93x93

36 cm / 14,3"

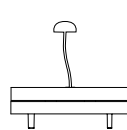
93 cm / 36,6"



93 cm / 36,6"



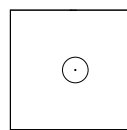
S-T-93x93



S-T-93x93

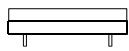
36 cm / 14,3"

93 cm / 36,6"

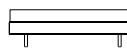


93 cm / 36,6"

Electrification  
USB-charcher  
lighting



S-T-106x93



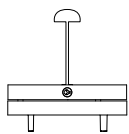
S-T-106x93

36 cm / 14,3"

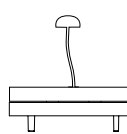
106 cm / 41,7"



93 cm / 36,6"



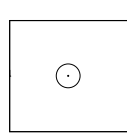
S-T-106x93



S-T-106x93

36 cm / 14,3"

106 cm / 41,7"

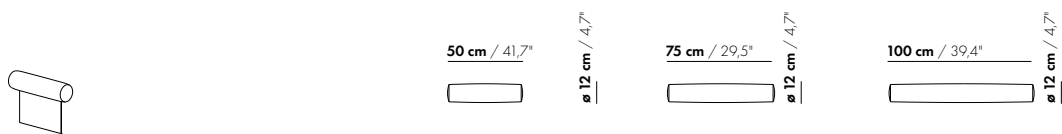
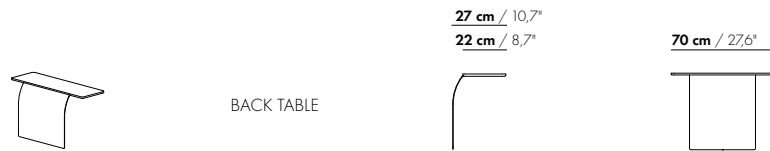
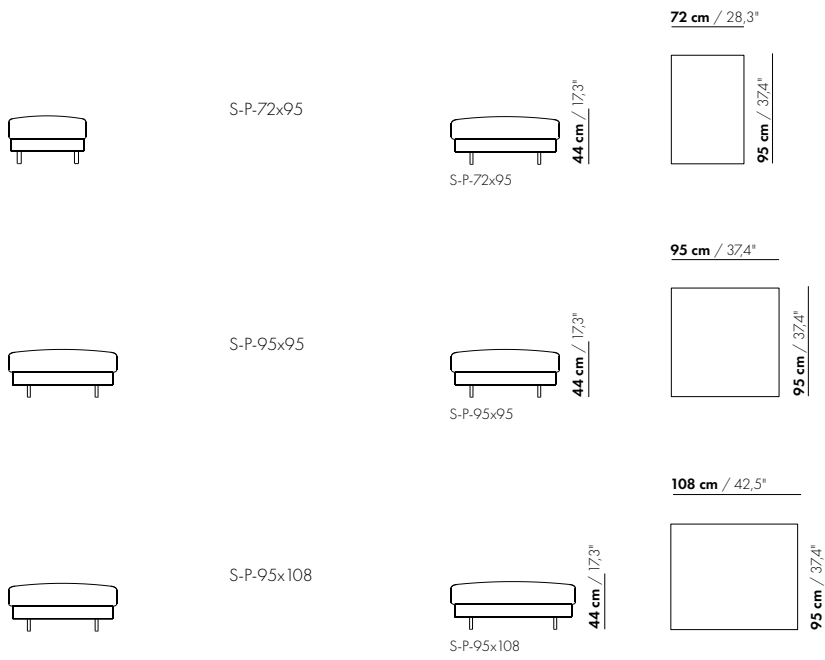


93 cm / 36,6"

Electrification  
USB-charcher  
lighting

# AXEL XL-S

Gijs Papavoine 2014



## HOOFDSTEUN

De zijken van de hoofdsteun zijn te verstellen. De hoofdsteun is naar voren te verstellen. Axel XL-S hoofdsteun, vooral aanbevolen bij de XL-S variant.

## HEADREST

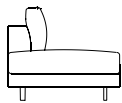
The sides of the headrest can be adjusted. The headrest can be adjusted forwards. The Axel XL-S headrest is especially recommended for the XL-S version.

## NACKENSTÜTZE

Die Seiten der Nackenstütze können eingestellt werden. Diese können nach vorne verstellbar werden. Axel XL-S Nackenstütze, besonders empfohlen für XL-S Variante.

# AXEL XL-S

Gijs Papavoine 2014



S-175-D-ZA-PL/PR

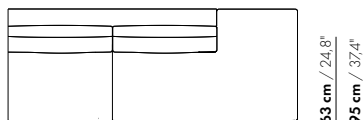
247 cm / 97,2"

175 cm / 68,9"      72 cm / 28,3"



S-175-D-ZA-PL/PR

44 cm / 17,3"  
80 cm / 31,5"



63 cm / 24,8"  
95 cm / 37,4"

S-200-D-ZA-PL/PR

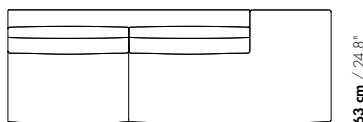
272 cm / 107,1"

200 cm / 78,7"      72 cm / 28,3"



S-200-D-ZA-PL/PR

44 cm / 17,3"  
80 cm / 31,5"

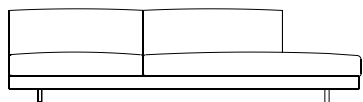


63 cm / 24,8"  
95 cm / 37,4"

S-230-D-ZA-PL/PR

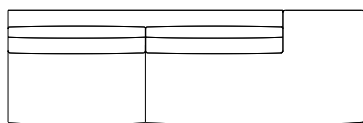
302 cm / 118,9"

230 cm / 90,6"      72 cm / 28,3"



S-230-D-ZA-PL/PR

44 cm / 17,3"  
80 cm / 31,5"

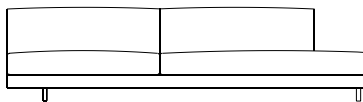


63 cm / 24,8"  
95 cm / 37,4"

S-260-D-ZA-PL/PR

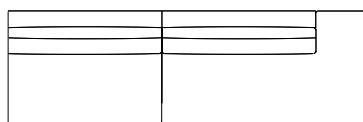
332 cm / 130,7"

260 cm / 102,4"      72 cm / 28,3"



S-260-D-ZA-PL/PR

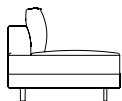
44 cm / 17,3"  
80 cm / 31,5"



63 cm / 24,8"  
95 cm / 37,4"

# AXEL XL-S

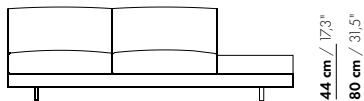
Gijs Papavoine 2014



S-175-D-ZA-TL/TR

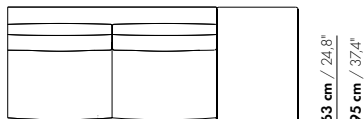
243 cm / 95,7"

175 cm / 68,9" 68 cm / 26,8"



S-175-D-ZA-TL/TR

44 cm / 17,3"  
80 cm / 31,5"



63 cm / 24,8"  
95 cm / 37,4"

S-200-ZA-D-TL/TR

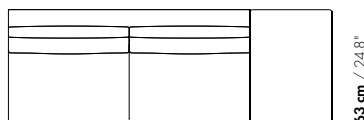
268 cm / 105,5"

200 cm / 78,7" 68 cm / 26,8"



S-200-D-ZA-TL/TR

44 cm / 17,3"  
80 cm / 31,5"

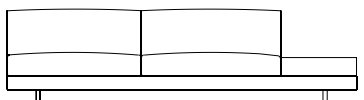


63 cm / 24,8"  
95 cm / 37,4"

S-230-D-ZA-TL/TR

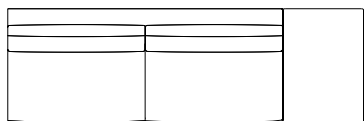
298 cm / 117,3"

230 cm / 90,6" 68 cm / 26,8"



S-230-D-ZA-TL/TR

44 cm / 17,3"  
80 cm / 31,5"

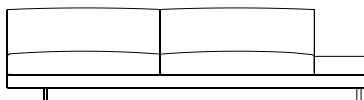


63 cm / 24,8"  
95 cm / 37,4"

S-260-D-ZA-TL/TR

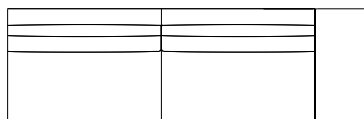
328 cm / 129,1"

260 cm / 102,4" 68 cm / 26,8"



S-260-D-ZA-TL/TR

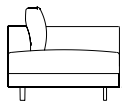
44 cm / 17,3"  
80 cm / 31,5"



63 cm / 24,8"  
95 cm / 37,4"

# AXEL XL-S

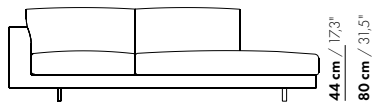
Gijs Papavoine 2014



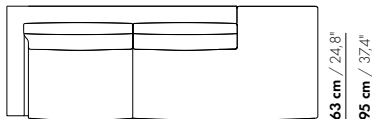
S-175-D-B-AL-PR/AR-PL

265 cm / 104,3"

175 cm / 68,9"      72 cm / 28,3"



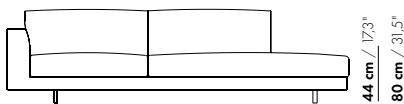
S-175-D-B-AL-PR/AR-PL



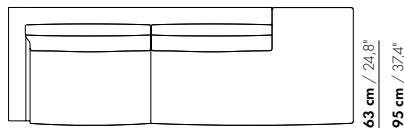
S-200-D-B-AL-PR/AR-PL

290 cm / 114,2"

200 cm / 78,7"      72 cm / 28,3"



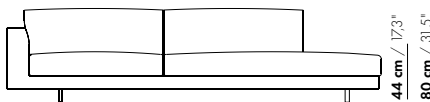
S-200-D-B-AL-PR/AR-PL



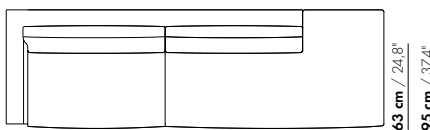
S-230-D-B-AL-PR/AR-PL

320 cm / 126"

230 cm / 90,6"      72 cm / 28,3"



S-230-D-B-AL-PR/AR-PL



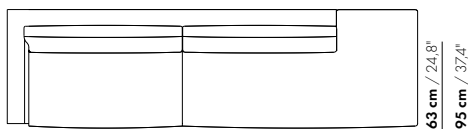
S-260-D-B-AL-PR/AR-PL

350 cm / 137,8"

260 cm / 102,4"      72 cm / 28,3"

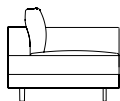


S-260-D-B-AL-PR/AR-PL



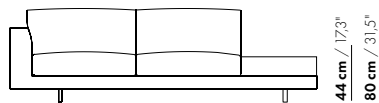
# AXEL XL-S

Gijs Papavoine 2014

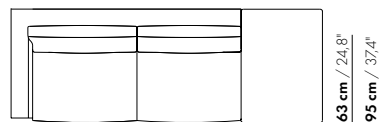


S-175-D-B-AL-TR/AR-TL

261 cm / 102,8"  
175 cm / 68,9" 68 cm / 26,8"



S-175-D-B-AL-TR/AR-TL

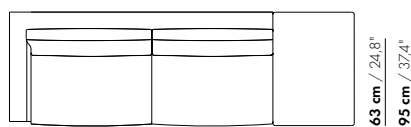


S-200-D-B-AL-TR/AR-TL

286 cm / 112,6"  
200 cm / 78,7" 68 cm / 26,8"

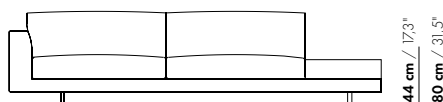


S-200-D-B-AL-TR/AR-TL

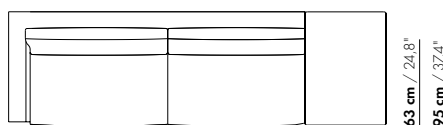


S-230-D-B-AL-TR/AR-TL

316 cm / 124,4"  
230 cm / 90,6" 68 cm / 26,8"

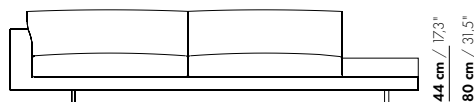


S-230-D-B-AL-TR/AR-TL

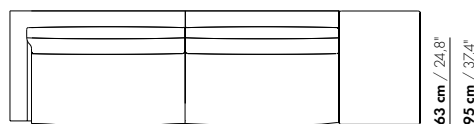


S-260-D-B-AL-TR/AR-TL

346 cm / 136,2"  
260 cm / 102,4" 68 cm / 26,8"




S-260-D-B-AL-TR/AR-TL






# AXEL XL-S

Gijs Papavoine 2014



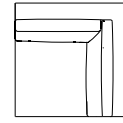
S-H-93x93

93 cm / 36,6"  
63 cm / 24,8"




S-H-93x93

44 cm / 17,3"  
64 cm / 25,2"  
80 cm / 31,5"




63 cm / 24,8"  
93 cm / 36,6"



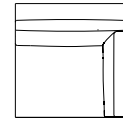
S-H-106x96

106 cm / 41,7"  
75 cm / 29,5"

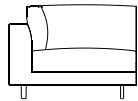


S-H-106x96

44 cm / 17,3"  
64 cm / 25,2"  
80 cm / 31,5"



63 cm / 24,8"  
93 cm / 36,6"



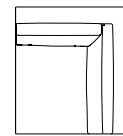
S-H-93x106

93 cm / 36,6"  
63 cm / 24,8"



S-H-93x106

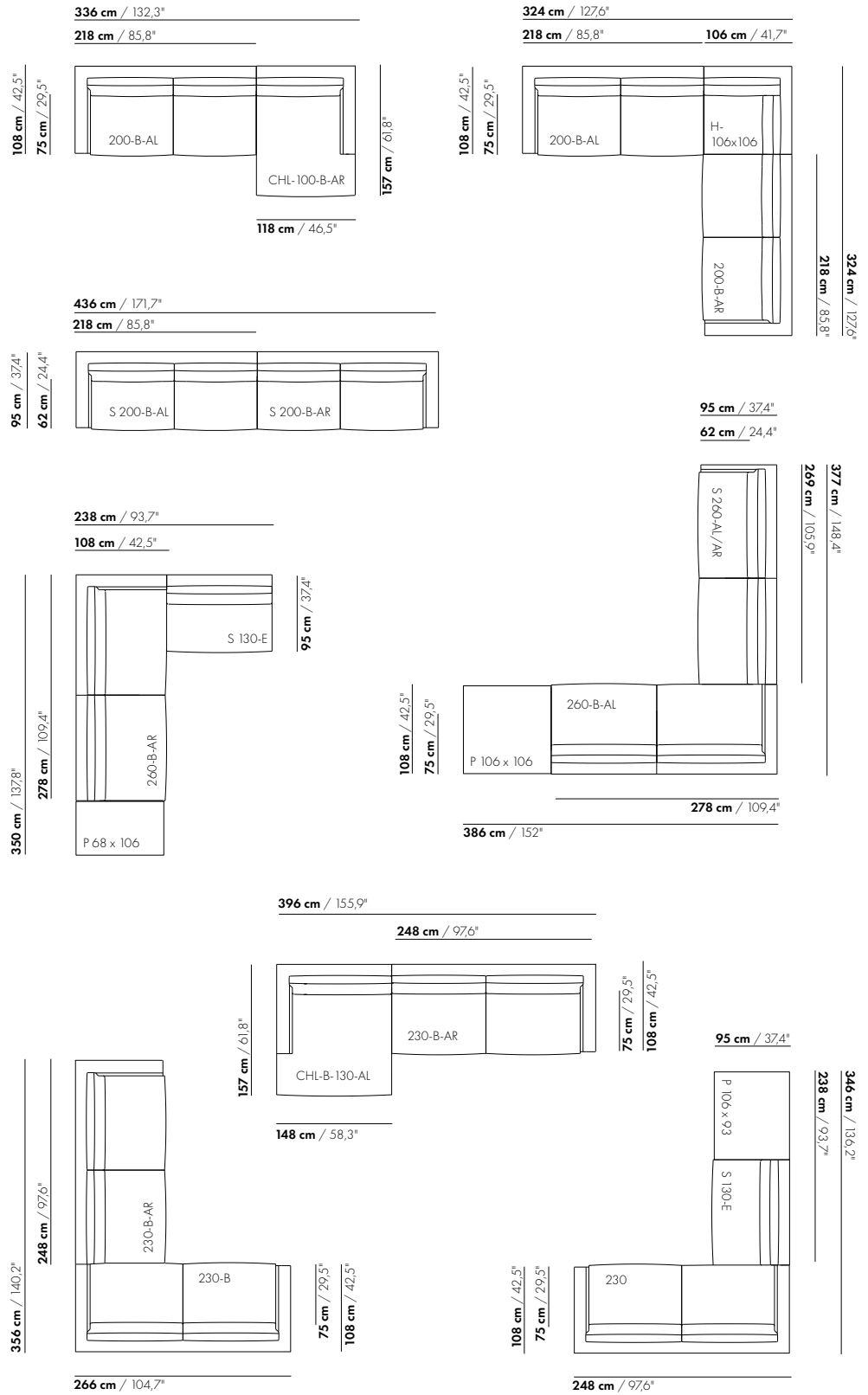
44 cm / 17,3"  
64 cm / 25,2"  
80 cm / 31,5"



75 cm / 29,5"  
106 cm / 41,7"

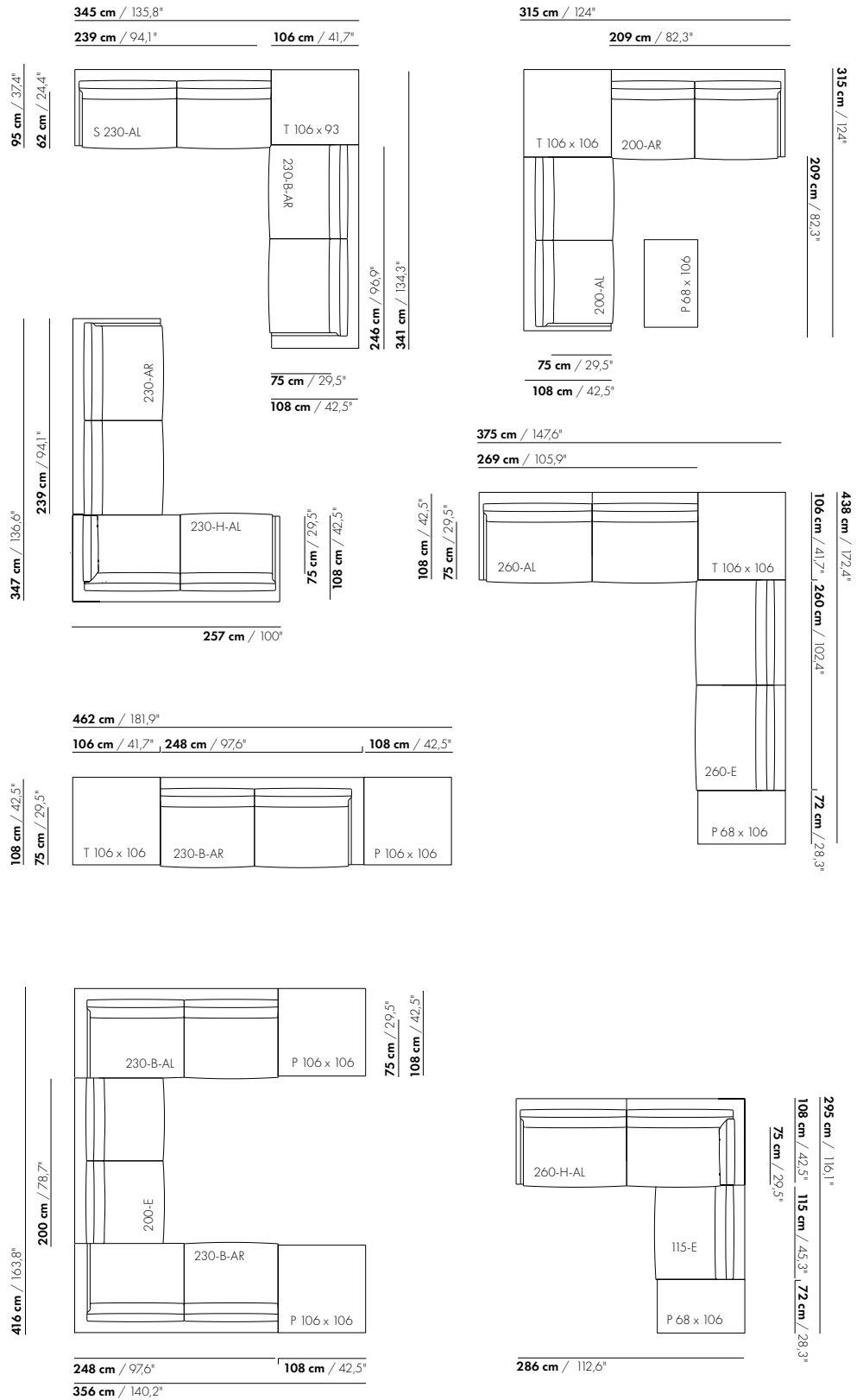
# AXEL XL-S

Gijs Papavoine 2014



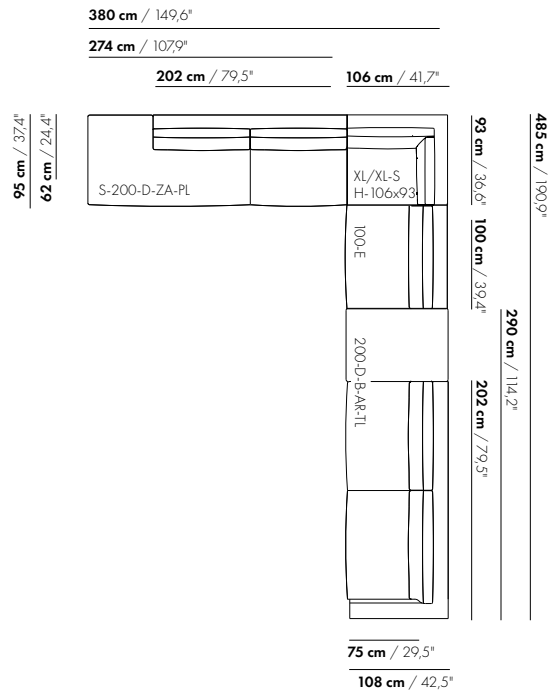
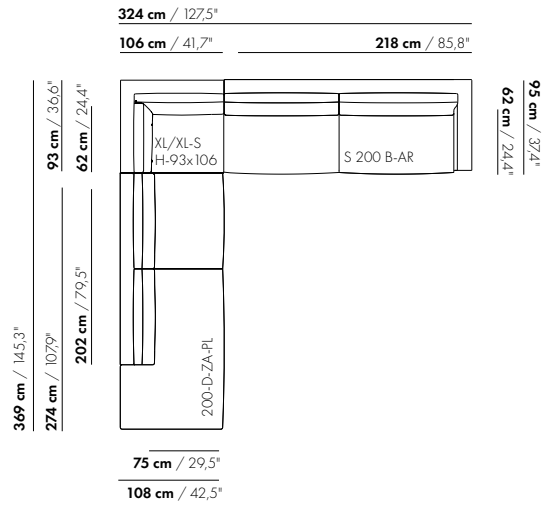
# AXEL XL-S

Gijs Papavoine 2014



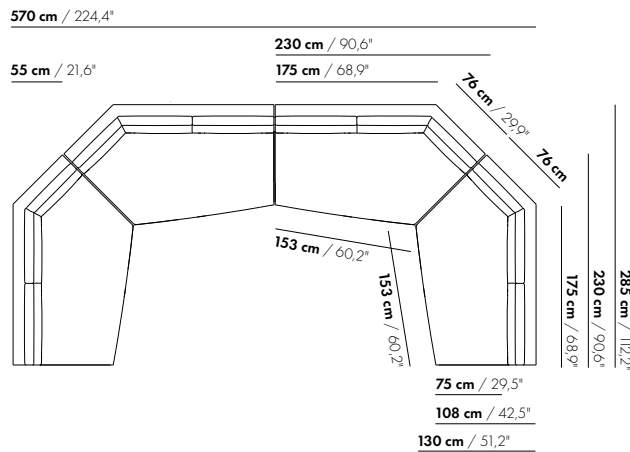
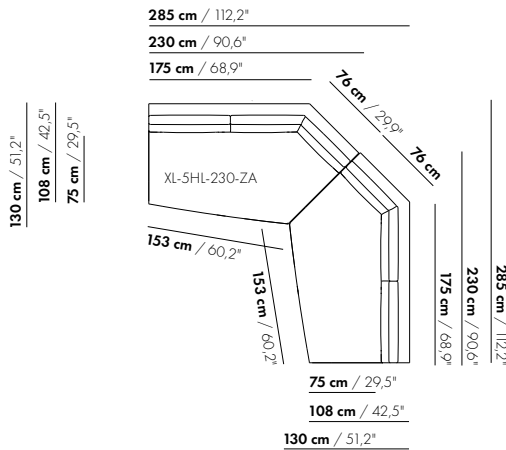
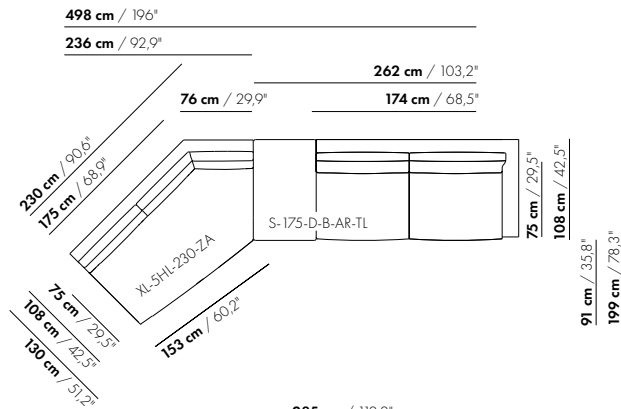
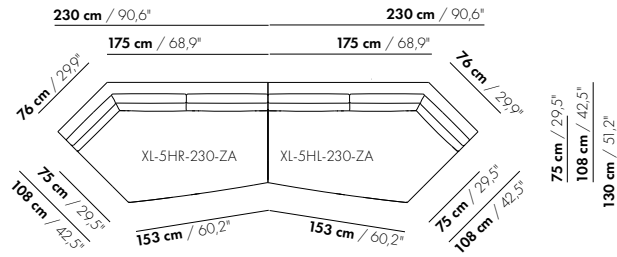
# AXEL XL-S

Gijs Papavoine 2014



# AXEL XL-S

Gijs Papavoine 2014



## CONTEXT

ENQUIRIES  
info@contextgallery.com

Tel. 404. 477. 3301  
Tel. 800. 886.0867

contextgallery.com