

OISEAU

2016 YABU PUSHELBERG

ENQUIRIES
info@contextgallery.com
Tel. 404. 477. 3301
Tel. 800. 886.0867
contextgallery.com



DESIGN INSPIRATION

What's in a name? The silhouette of each item in the 'Oiseau' series by renowned Canadian design firm Yabu Pushelberg is indeed as delicate and light as the name suggests. The table, chair, barstool and bench are available in a range of (seating) heights and sizes that allow for a highly individual take on living and dining.

LINTELOO



DESIGNED BY YABU PUSHELBERG

It must have been fate. When George Yabu and Glenn Pushelberg graduated from Ryerson University in Toronto, both were looking for studio space. They decided to join forces and, in 1980, Yabu Pushelberg was born. Today, the firm has evolved into a globally renowned interior architecture and design practice, earning countless accolades along the way. From its studios in Toronto and New York, Yabu Pushelberg is probably best known for their high-end residential, hospitality and retail design. A lesser known fact may be that the company not only designs interiors, but also the furniture and objects that go along with them. Their pieces excel in an amazing attention to detail, with a tailored look that transcends any trend. As George Yabu puts it: 'There is a certain kind of design that burns very bright, but the flame goes out fast. We like to think our designs have more longevity, and a broader range of uses.'



SPECIFICATIONS

Frame: Solid ash (turned and/or bent)

Seat: Polyurethane foam

Back cushion (bench): polyurethane foam, with a layer of hypoallergenic polyester fibre

Upholstery: Composition depends on the customer's choice of upholstery. Leathers are either aniline-dyed or aniline-dyed and top-coated.

Origin: Hand made in The Netherlands

OPTIONS

Frame: Charcoal grey or cream, protected by a matt varnish or dark grey (with a pigmented oil).

Upholstery: Seat: Fixed. **Reversible back cushion (bench):**

Removable. Available in all fabrics and leathers from the LINTELOO collections. Please note: leather upholstery requires more (visible) seams than fabric upholstery. For an impression of LINTELOO's fabrics and leathers, see 'Materials' at linteloo.com

Special features: All items come with Teflon gliders. Other gliders available on request.

MAINTENANCE

All LINTELOO furniture has been made with love and care. Of course, we want you to enjoy it, for as long as possible. Proper maintenance will prolong its lifespan, which is why each piece of LINTELOO furniture comes with a maintenance instruction booklet, also available for download at linteloo.com Detailed information on care and cleaning, including the recommended products, can also be found at linteloo-care.nl

Upholstery: Maintenance of the upholstery obviously depends on your choice of fabric or leather. As a rule of thumb, fabric upholstery—especially when removable—is easier to clean in case of spots and spills than leather. On the other hand, leather will handle regular wear and tear better, in a sense that the odd sign of use only adds to its character.

Cushions: Again, the level of maintenance depends on your choice of filling. Down/feather-filled cushions require regular plumping up and airing. But you may prefer the firmer seating experience and hypoallergenic qualities that a 100% polyester filling provides.

Legs: The occasional wipe-down with a damp cloth is all it takes.

Solid wood: Wood is a natural product, which may scratch, shrink and expand. Keep this to a minimum by using coasters, by not putting wooden furniture too close to a heat source, and by keeping your home at a 50-60% humidity level. Oil-treated woods benefit from regular nourishment. Lacquered woods can simply be wiped down with a damp cloth.

WARRANTY

All LINTELOO sofas and chairs are backed by a 10-year warranty on the frame. Cushions, upholstery and all other LINTELOO products are backed by a 3-year warranty, with a depreciation of 1/3 each year. Please make sure you keep your invoice or receipt. Excluded from the warranty are:

■ Regular wear and tear, damages and discolouration of upholstery (fabric and/or leather).



































■ Creasing, colour and structure variations and other irregularities, which are part of the natural characteristics of fabrics, leather and/or wood.

■ Complaints regarding fabrics and/or leathers which are not part of the standard LINTELOO collection (specially supplied fabrics and/or leathers).

■ Damages caused by improper use, inadequate or incorrect maintenance, or repairs carried out outside the scope of LINTELOO's responsibility. LINTELOO uses the Terms and Conditions of the Centrale Bond van Meubelfabrikanten, available at www.linteloo.com.

If you have any questions, please contact your LINTELOO dealer or LINTELOO's customer service department.

DIMENSIONS

	 57 cm 22 1/2"	 115 cm • 45 1/4"	 153 cm • 60 1/4"	 155 cm • 61"
	 41 cm 16 1/4"	 42 cm 16 1/2"	 42 cm 16 1/2"	 42 cm 16 1/2"
metrage	dining chair low 0,60	dining bench low 115 x 54 1,00	dining bench low 153 x 56 1,50	dining bench low 155 x 60 back cushion included 2,40
	 57 cm 22 1/2"	 115 cm • 45 1/4"	 153 cm • 60 1/4"	 155 cm • 61"
	 45 cm 17 3/4"	 45 cm 17 3/4"	 45 cm 17 3/4"	 45 cm 17 3/4"
metrage	dining chair high 0,60	dining bench high 115 x 54 1,00	dining bench high 153 x 56 1,50	dining bench high 155 x 60 back cushion included 2,40
	 64 cm 25 1/4"	 43 cm 17"	 45 cm 17 3/4"	
	 37 cm 14 3/4"	 70 cm • 27 1/2"	 84 cm • 33"	
metrage	armchair 0,70	kitchen stool 0,60	bar stool 0,60	
	 108 cm • 42 1/2"	 198 cm • 78"	 258 cm • 101 3/4"	
	 69 cm 27 1/4"	 69 cm 27 1/4"	 69 cm 27 1/4"	
	 108 cm • 42 1/2"	 198 cm • 78"	 258 cm • 101 3/4"	
	 75 cm 29 1/2"	 75 cm 29 1/2"	 75 cm 29 1/2"	
	dining table low 108 x 108	dining table low 198 x 88	dining table low 258 x 88	
	dining table high 108 x 108	dining table high 198 x 88	dining table high 258 x 88	

CONTEXT

ENQUIRIES
info@contextgallery.com
 Tel. 404. 477. 3301
 Tel. 800. 886.0867
contextgallery.com