

# Ray

SOFAS

2010

Antonio Citterio

## CONTEXT

ENQUIRIES  
info@contextgallery.com  
Tel. 404. 477. 3301  
Tel. 800. 886.0867  
contextgallery.com



## Description

Aesthetical and functional, Ray is a modular system that starts with linear elements, chaise longues and terminal elements, which can be used to form all sorts of configurations – even corner and peninsula models. Its strong points are linearity and simplicity, enriched with tailoring elements such as the blanket stitch in the same colour or a contrasting hue, that enhances the removable covers. A main feature is the die-cast U-shaped foot that, along with the seat cushion height, contributes to creating an image of Ray as a particularly elegant piece with balanced forms.

## Technical information

**Internal frame**

tubular steel and steel profiles

**Internal frame upholstery**

Bayfit® flexible cold shaped polyurethane foam, polyester fibre cover

**Internal frame upholstery (RY183P)**

shaped polyurethane of different density, polyester fibre cover

**Seat cushion upholstery**

shaped polyurethane of different density, sterilized down, polyester and cotton fibre cover

**Back cushion upholstery (RYG235N-RYLG275N)**

shaped polyurethane, polyester fibre, polyester and cotton fibre cover

**Back cushion (RY48C-RY72C-RY72CP)**

polyester fibre, box style typology, blanket stitching

**Feet**

die-cast aluminium

**Ferrules**

thermoplastic material

**Cover**

fabric or leather (blanket stitching)

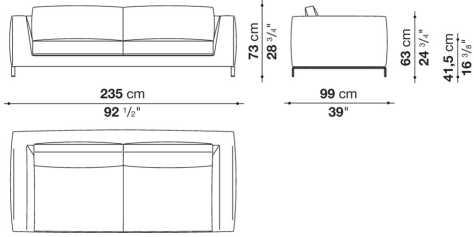
## CONTEXT

ENQUIRIES  
info@contextgallery.com

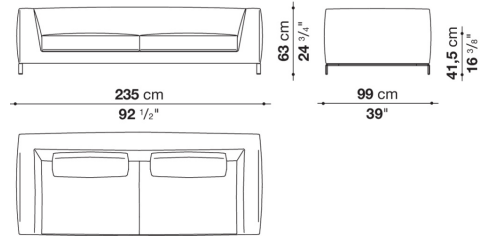
Tel. 404. 477. 3301  
Tel. 800. 886.0867

# Technical drawings

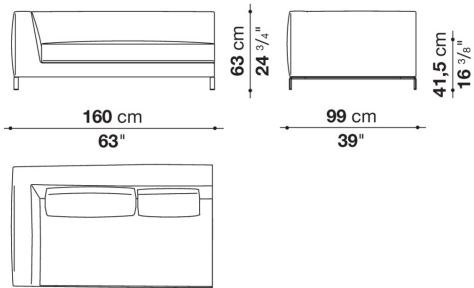
**RYG235N**



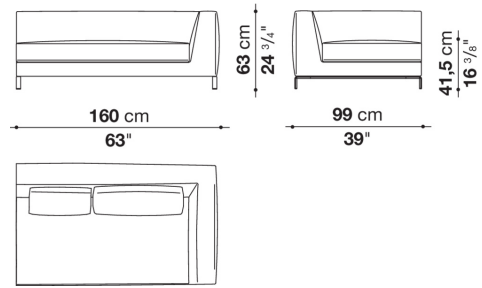
**RY235N**



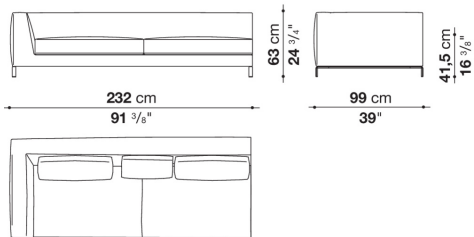
**RY160SN**



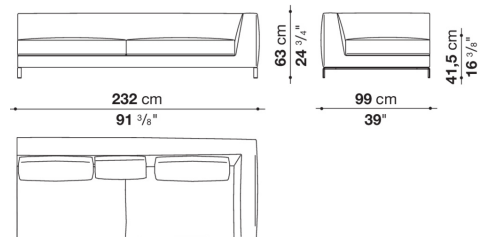
**RY160DN**



**RY232SN**

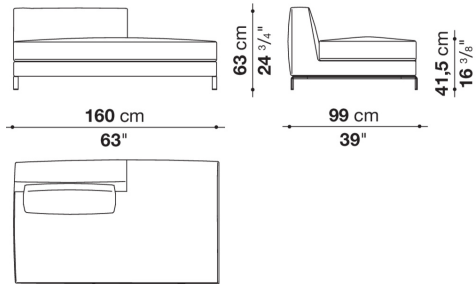


**RY232DN**

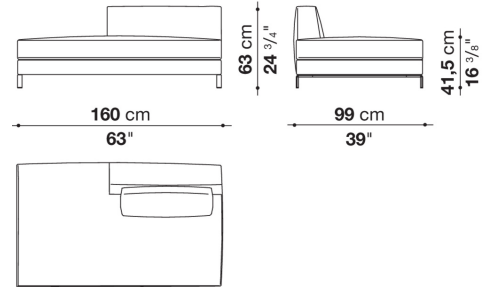


**CONTEXT**

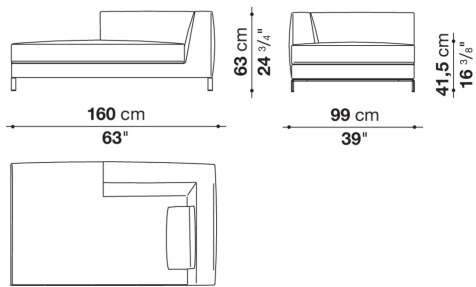
**RY160TPS**



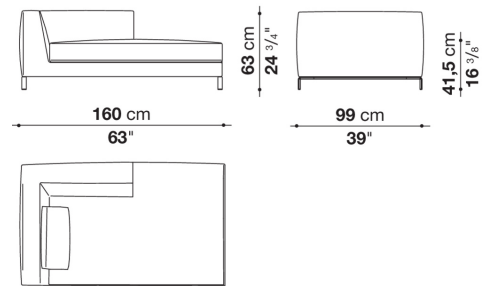
**RY160TPD**



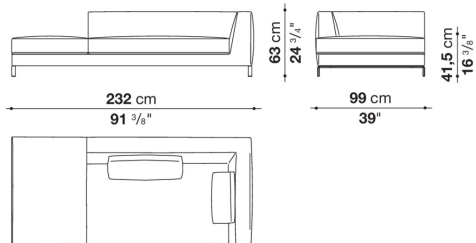
**RY160LS**



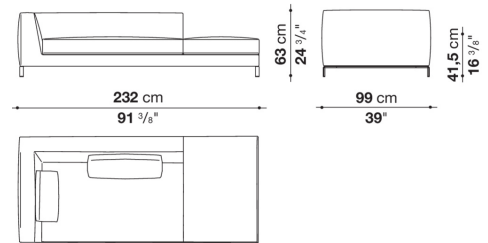
**RY160LD**



**RY232LSN**

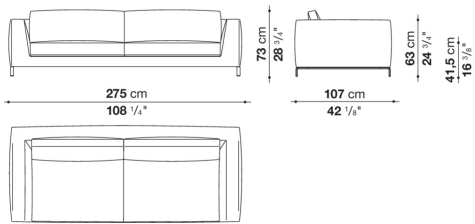


**RY232LDN**

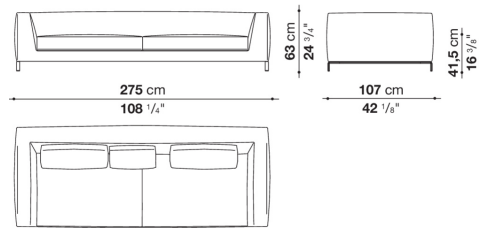


**CONTEXT**

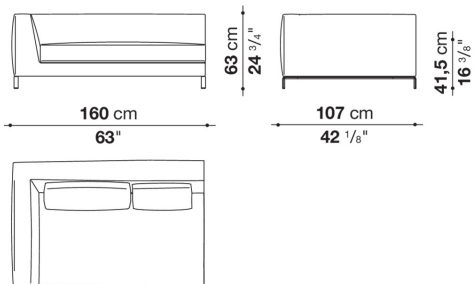
**RYLG275N**



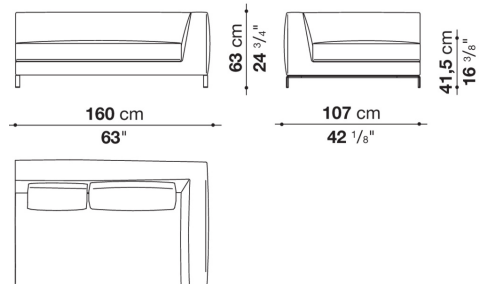
**RYL275N**



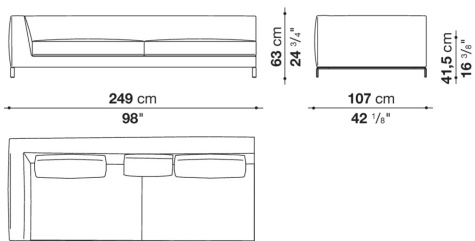
**RYL160SN**



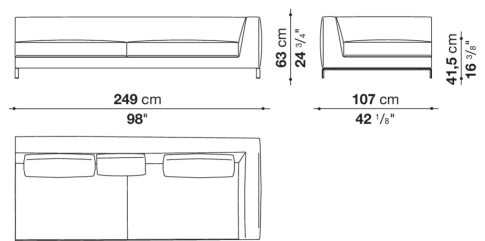
**RYL160DN**



**RYL249SN**



**RYL249DN**



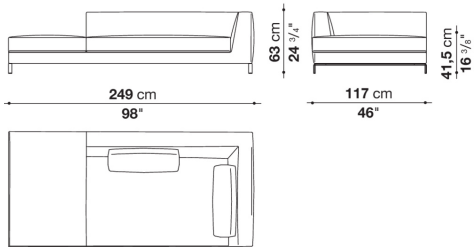
## CONTEXT

ENQUIRIES  
info@contextgallery.com

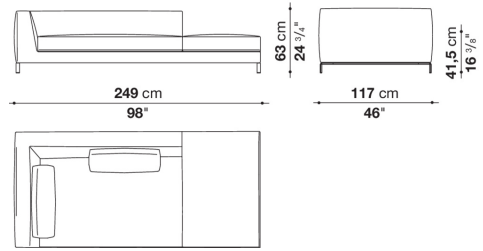
Tel. 404. 477. 3301  
Tel. 800. 886.0867

contextgallery.com

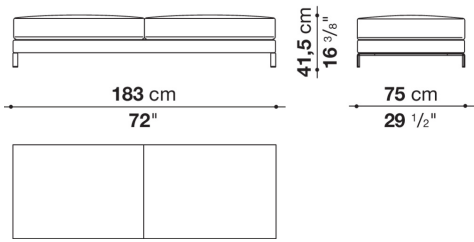
**RYL249LSN**



**RYL249LDN**



**RY183P**



# CONTEXT

ENQUIRIES  
info@contextgallery.com

Tel. 404. 477. 3301  
Tel. 800. 886. 0867

contextgallery.com