



# —Ray

DESIGNED BY ANTONIO CITTERIO


A successful design strategy that achieves a balance of functional and aesthetic features, and entrusts the details to the right role: the Ray seating system is designed for a long life. Modular, available in two depths, with an extensive compositional range that includes linear and corner elements, a chaise longue and ottoman. It stands out due to the tailoring detail of the blanket stitch that runs along the profiles of the cover, both in tonal and in contrasting hues.



Esopo 153



Grey perla stitching



Feet: Black chromed

Comes with: four 28 x 19" pillows and three 19 x 19" pillows as shown on this page

