



Steen

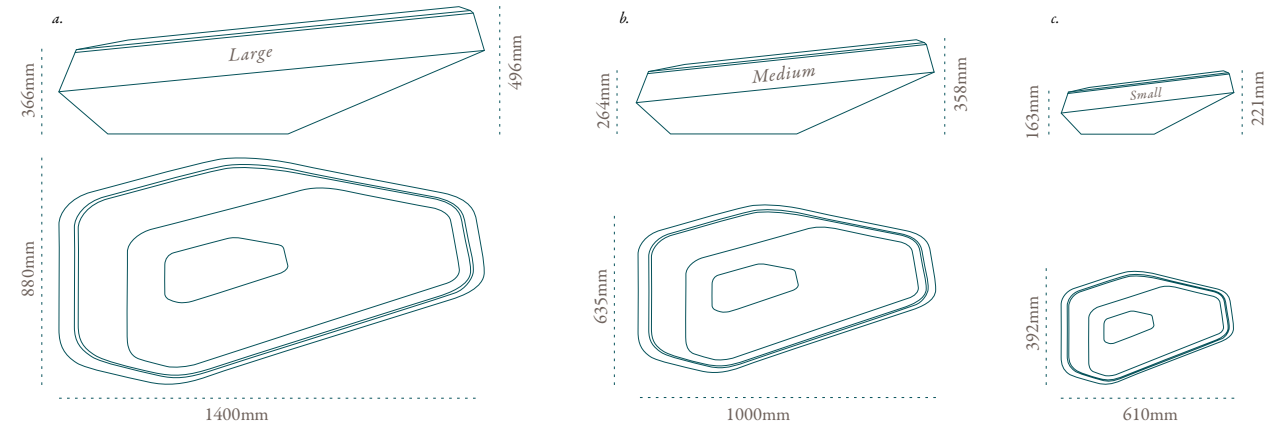
by Stefan Antoni and Greg Truen of SAOTA

Stefan Antoni and Greg Truen of SAOTA were inspired by the geography of Cape Town where boulders are found on the coastal cliffs. The geology is dramatic with the rare and famous Cape Floral Kingdom flora interspersed with pronounced rock formations. The Afrikaans (South African language) word for rock or stone is “steen” and this is the inspiration for the low, stone like shaped Steen planters.





## SPECIFICATIONS



### STE14S

all stone  
 weight: 75kg (165lb)  
 inch: 55.1 x 34.6 x 19.5"

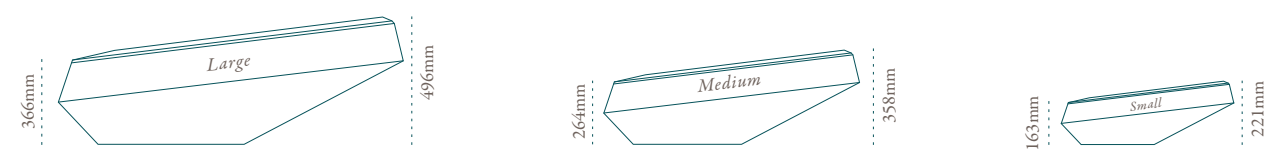
### STE10S

all stone  
 weight: 38kg (83lb)  
 inch: 39.3 x 25 x 14.1"

### STE06S

all stone  
 weight: 13kg (28lb)  
 inch: 24 x 15.4 x 8.7"

## LINERS



soil: 19.9 gal | 75.4 l

soil: 6.7 gal | 25.3 l

soil: 1.3 gal | 4.8 l

## CONTEXT

ENQUIRIES  
[info@contextgallery.com](mailto:info@contextgallery.com)

Tel. 404. 477. 3301  
 Tel. 800. 886.0867

[contextgallery.com](http://contextgallery.com)

# Finish Options



*Black*



*Sandstone*

*Terracotta*

*White*

*Brown*

*Grey*



*natural wood*



*oiled wood*

## CONTEXT

ENQUIRIES  
 info@contextgallery.com  
 Tel. 404.477.3301  
 Tel. 800.886.0867  
 contextgallery.com

# Liners

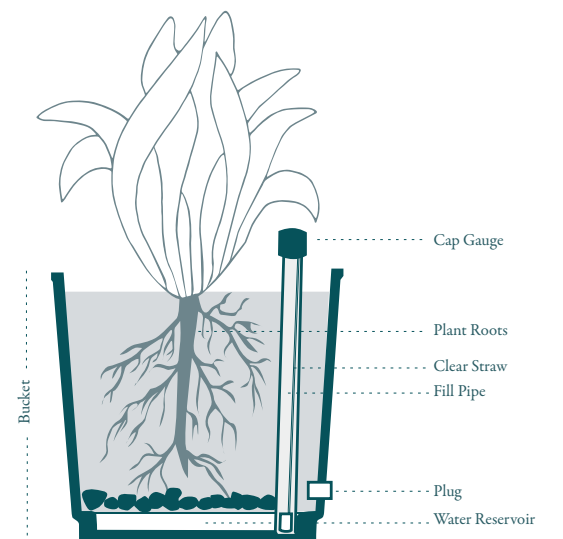


## “Self-Watering” Liners

All Indigenous planters come with a liner for planting. The drawings show the sizes and capacities. These liners have been designed to house plants in proportion to the size of the planters. They contain a water reservoir at the base into which the roots grow. Using the process of “capillary action” the water is pushed up into the soil.

Water levels in the reservoir can be measured using the cap gauge and the liner has a plug which must be removed if the planter is exposed rainfall.

The liners usually need 14 weeks to integrate with the root system during which watering should be done the normal way onto the soil. Thereafter in typical conditions the reservoir only needs filling once or twice a month



**Always use the planter in conjunction with the liner and remove the plug at the base of the liner and the base of the planter if the planters are going to receive rainfall.**

